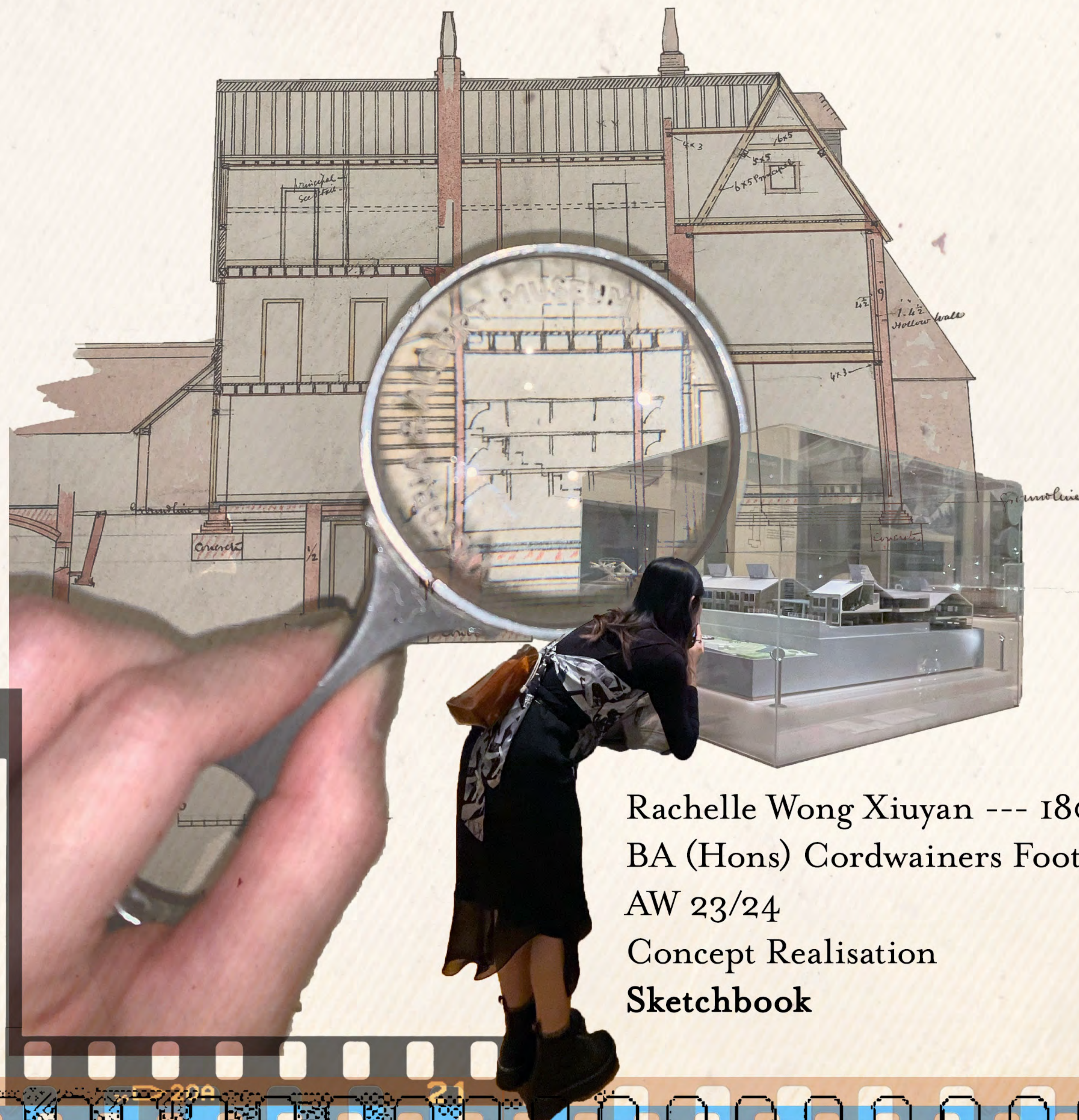


DWELLING MEMORIES



Rachelle Wong Xiuyan --- 18003245
BA (Hons) Cordwainers Footwear
AW 23/24
Concept Realisation
Sketchbook

Possible Concepts:

- 2 FLICKERING IMAGES
- 2 AMBIGUITY BETWEEN REALITY & FICTION
- 2 HUMAN PERCEPTION IN RELATION TO THE ARCHITECTURAL SPACE OF _____
- 2 EPHEMERAL GLAZE
- 2 PSYCHOLOGICAL ELEMENT RELATED TO PERSONAL MEMORIES

Possible Theme:

- 2 TINY HOMES
- 2 SAFE HAVEN
- 2 HUMBLE ABODE
- 2 DWELLING PLACES

CONTEMPORARY GLASS TECHNIQUES ON BUILDINGS

- ALVARO ALTO MUSEUM
- VITRA DESIGN MUSEUM
- HEYDAR ALIYEV CENTER
- HUNGERBURGBAHN THE OPUS
- ALVARO ALTO
- ZAHA HADID

ARCHITECTURE

(space, form, silhouette, colour)

- CONTEMPORARY
- FUTURISTIC
- LANDSCAPE
- GREEN DESIGN
- POSTMODERNISM
- HIGH-TECH
- INDUSTRIAL

- CENTRE POMPIDOU
- REYNOLDS BUILDING
- RENZO PIANO
- RICHARD ROGERS

BOTANY

(characteristics, emotional experience)

CV & CP

CIRCUITRY

(connectivity)

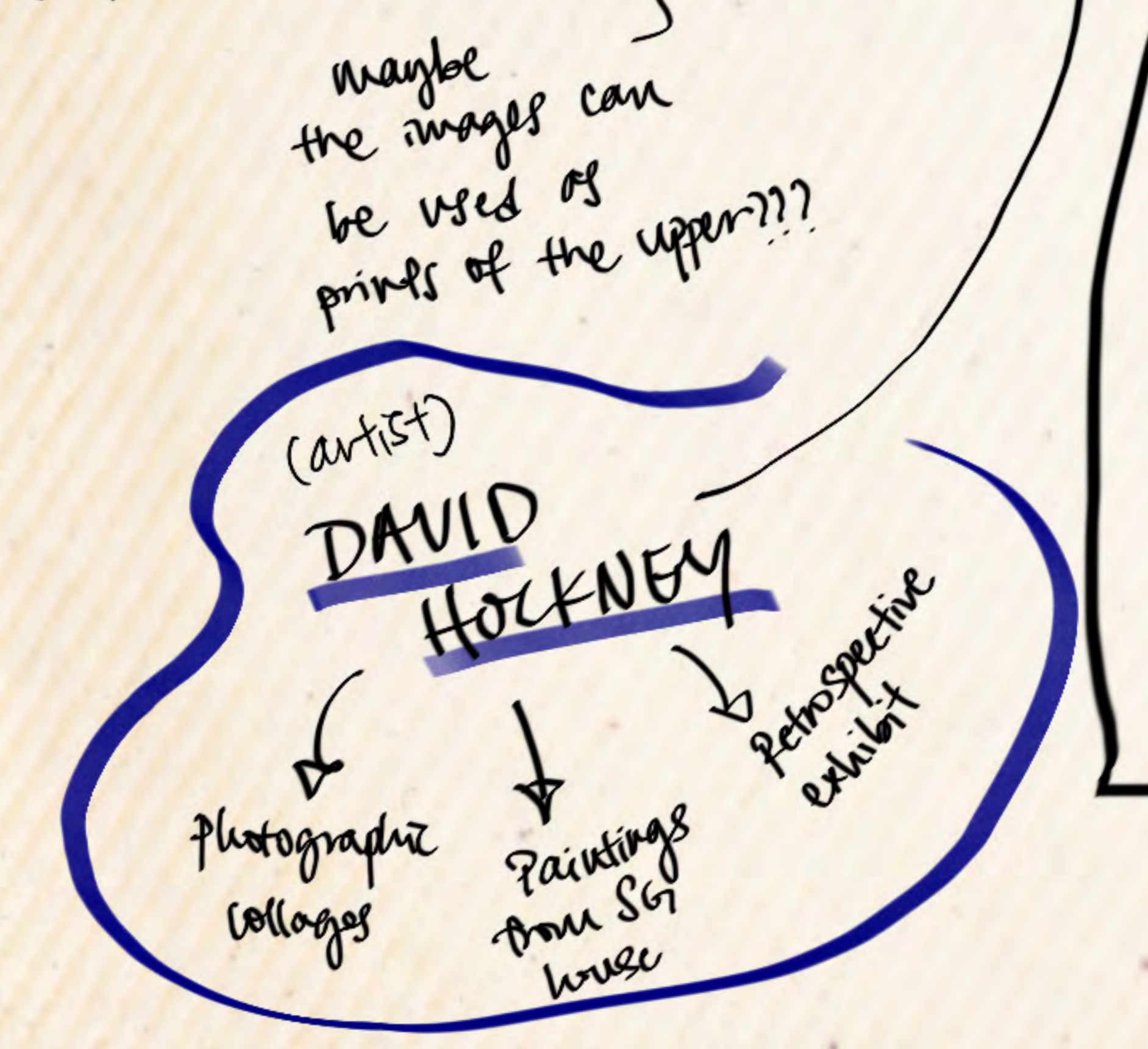
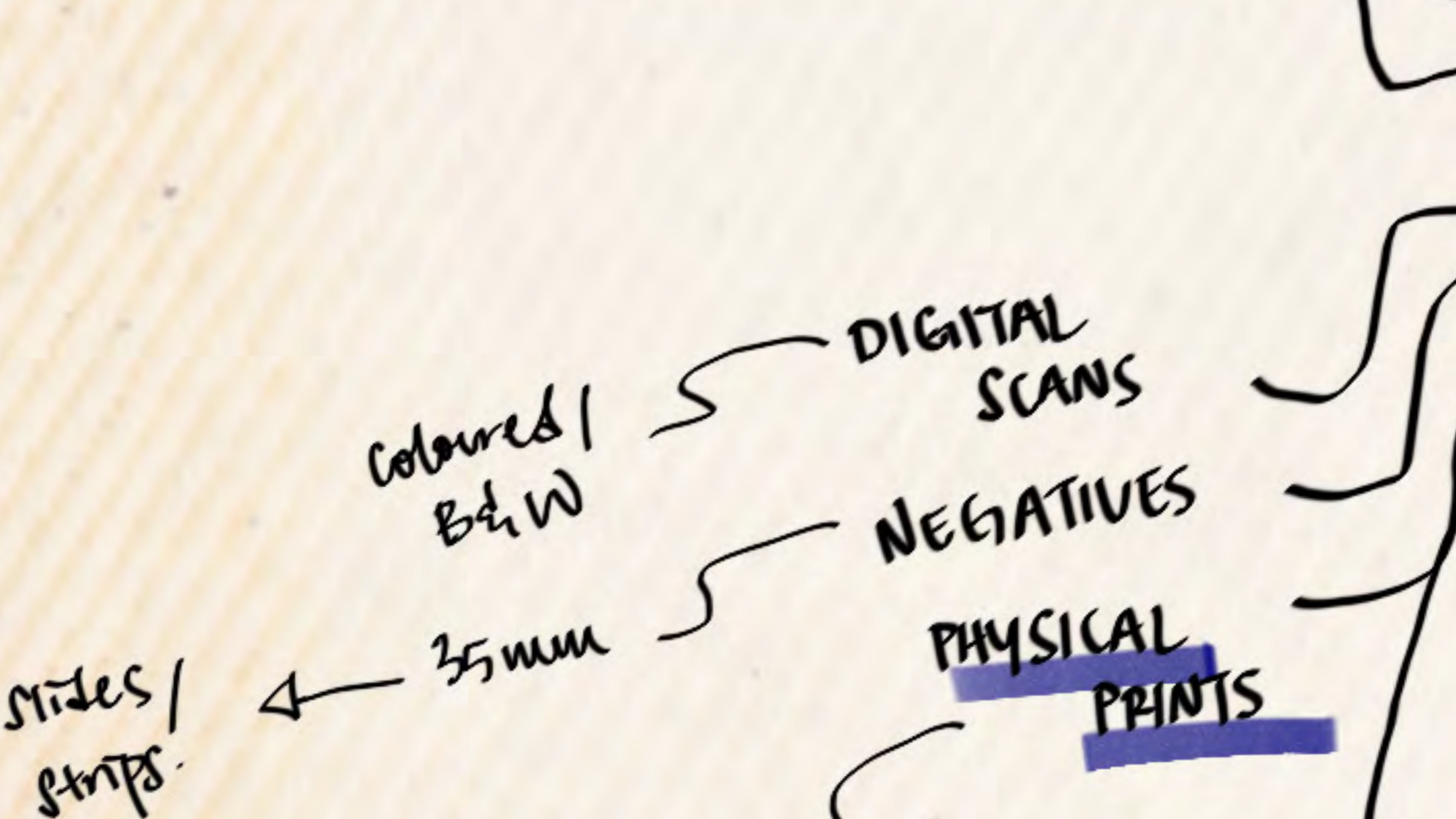
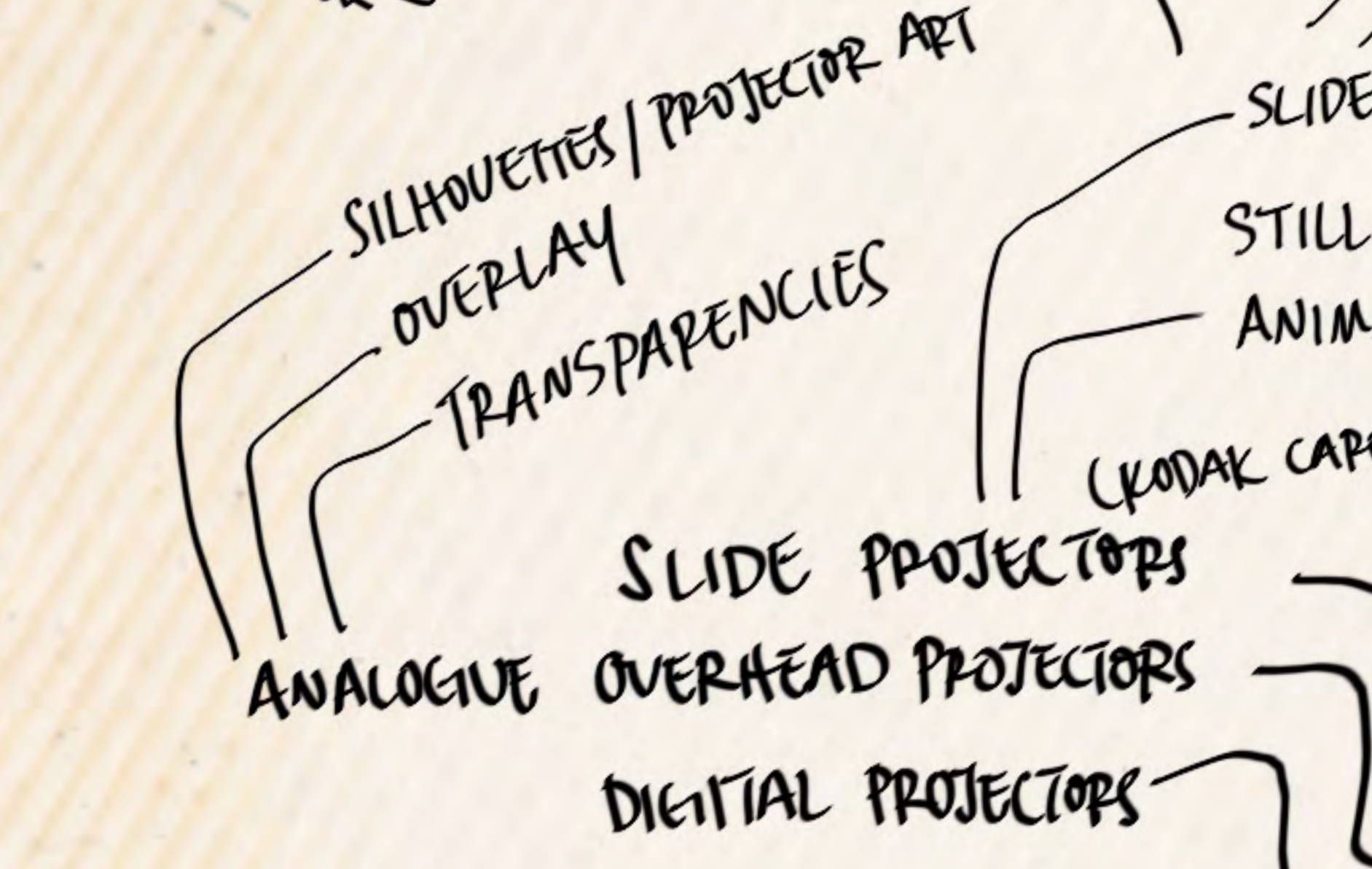
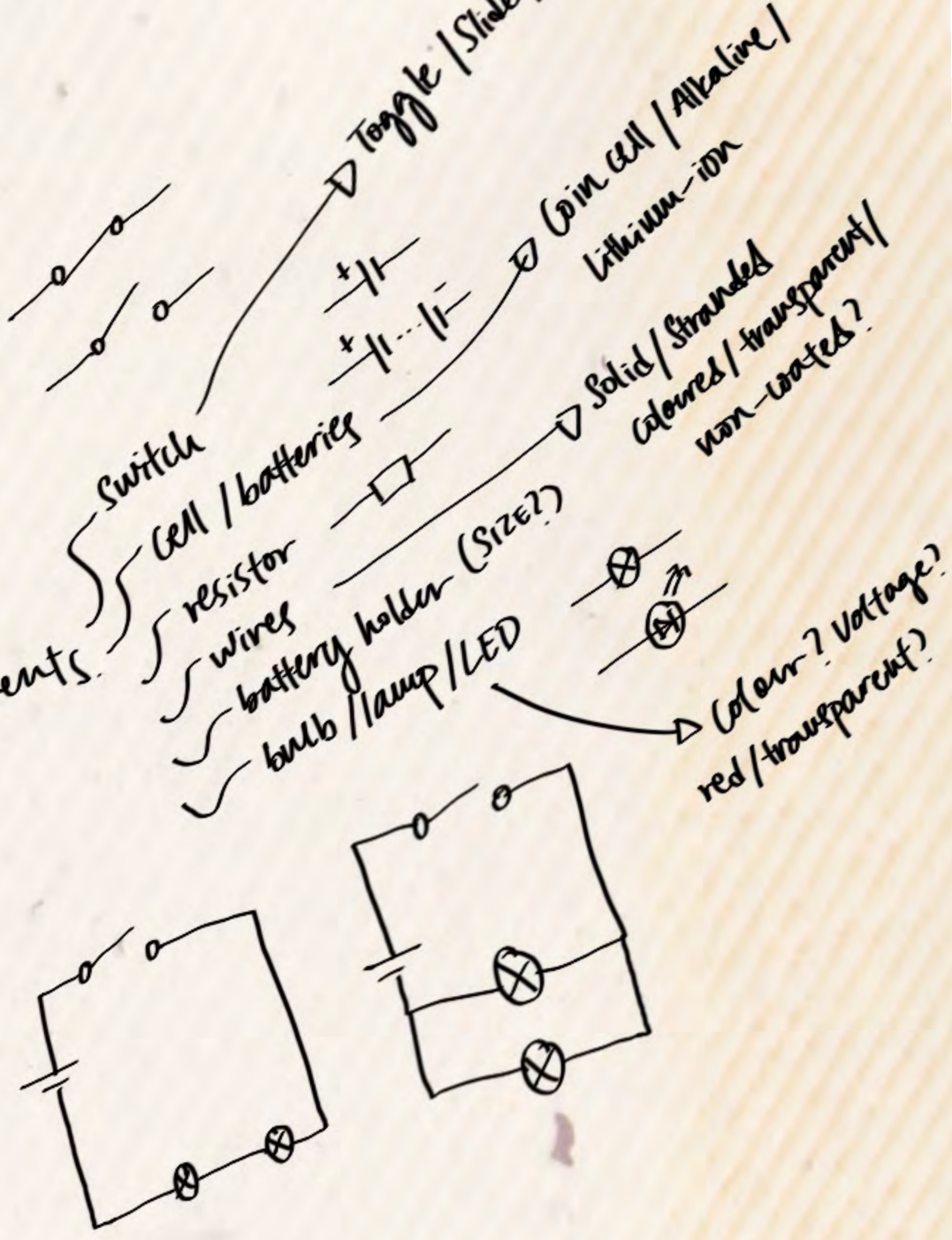
MOTHER BOARDS ELECTRONIC CIRCUITS

(need to ask friends from engineering courses more about the details).

HEEL THAT LIGHTS UP??

- CLOSE CIRCUIT
- OPEN CIRCUIT
- SHORT CIRCUIT
- SERIES CIRCUIT
- PARALLEL CIRCUIT

COMPONENTS



possible exhibit display style:

- 2 SHINE LIGHT ON HEEL TO FORM A SILHOUETTE ON THE CEILING.
- 2 A STRIP / ROW OF FILM SLIDES OF THE PRINT DISPLAYED NEXT TO SHOE
- 2 A MINI FLIPBOOK OF THE FILM PHOTOGRAPHY TO REPRESENT FLICKERING MEMORIES

NOSTALGIFICATION

(memories)

FILM

(memories projection)

ANALOGUE PHOTOGRAPHY

PROJECTOR

DIGITAL PROJECTORS

ANALOGUE OVERHEAD PROJECTORS

SLIDE PROJECTORS

TRANSPARENCIES

OVERLAY

SILHOUETTES / PROJECTOR ART

REVERSED LIGHT

CRYSTAL SHIP

WATERFALL ON FOUNTAIN

GLASSBLOWING INSPIRATION?

CONTEMPORARY GLASS TECHNIQUES ON BUILDINGS

ALVARO ALTO MUSEUM

VITRA DESIGN MUSEUM

HEYDAR ALIYEV CENTER

HUNGERBURGBAHN THE OPUS

ALVARO ALTO

ZAHA HADID

CENTRE POMPIDOU

REYNOLDS BUILDING

RENZO PIANO

RICHARD ROGERS

FLICKERING IMAGES

AMBIGUITY BETWEEN REALITY & FICTION

HUMAN PERCEPTION IN RELATION TO THE ARCHITECTURAL SPACE OF _____

EPHEMERAL GLAZE

PSYCHOLOGICAL ELEMENT RELATED TO PERSONAL MEMORIES

TINY HOMES

SAFE HAVEN

HUMBLE ABODE

DWELLING PLACES

FLIPBOOK

MUTOSCOPE

KINETOSCOPE

LENTICULAR

MADE FROM MULTIPLE SLIDE FRAMES (35mm/110mm/120mm)

COLOURED / B&W

35mm

NEGATIVES

PHYSICAL PRINTS

SHINE LIGHT ON HEEL TO FORM A SILHOUETTE ON THE CEILING.

A STRIP / ROW OF FILM SLIDES OF THE PRINT DISPLAYED NEXT TO SHOE

A MINI FLIPBOOK OF THE FILM PHOTOGRAPHY TO REPRESENT FLICKERING MEMORIES

DAVID HOCKNEY

PHOTOGRAPHS

COLLAGES

PAINTINGS

FROM SET HOUSE

RETROSPECTIVE EXHIBIT

DWELLING MEMORIES

... Sketchbook ...

TRANSPARENT OBJECTS

(PP1)

V&A — GLASS INSPO

(3D) LENTICULAR — FLICKERING MEMORIES

(3D) 3D PRINTED ROOM MODEL — ROOM PHOTO COLLAGES (2D)

(3D) IMAGES PRINTED ON TRANSPARENCY

(PP1) GLASS TECHNIQUES ON BUILDINGS BOOK (2D collages)

INSPIRATION + CONCEPT BOARD

INTRO TO CONCEPTS

— PHENOMENOLOGY IN ARCHITECTURE

— PERCEPTION OF SPACE

— WHAT SPACE SYMBOLIZE

(RACHEL WHITEHEAD)

(SEC)

(PP1)

PERSONAL FAV IMAGERIES

(PP1 & SEC)

DAVID HOCKNEY (Book, exhibit, paintings)

(SEC)

DAVID SPRIIGGS WORKS

BUILDINGS THAT MEANS TO ME (PP1)

FILM PHOTOGRAPHY

GIUSY PIRROTTA WORKS

(SEC)

SU JUNG JO DO HO SUH

IMAGES PRINTED ON FABRIC (3D)

MYCELIUM MATERIAL IN BUILDINGS

✓ POMPIDOU CENTRE (postmodernism)

✓ HEYDAR ALIYEV CENTRE (parametricism)

✓ ERNO GOLDFINGER HOME (modernism)

3 ERAS

MODERNISM 1960s

POST MODERNISM

PARAMETRICISM

1960s Shoe

(PP1 & SEC)

Many Jares, T-straps, Pilgrim pumps, slingbacks, kitten heel court shoes,

MARY QUANT STYLE, MOD SHOES (2 TONE) WINKLE PICKER

'GO GO' FASHION SWINGER 60's

almond toe shape rounded square "

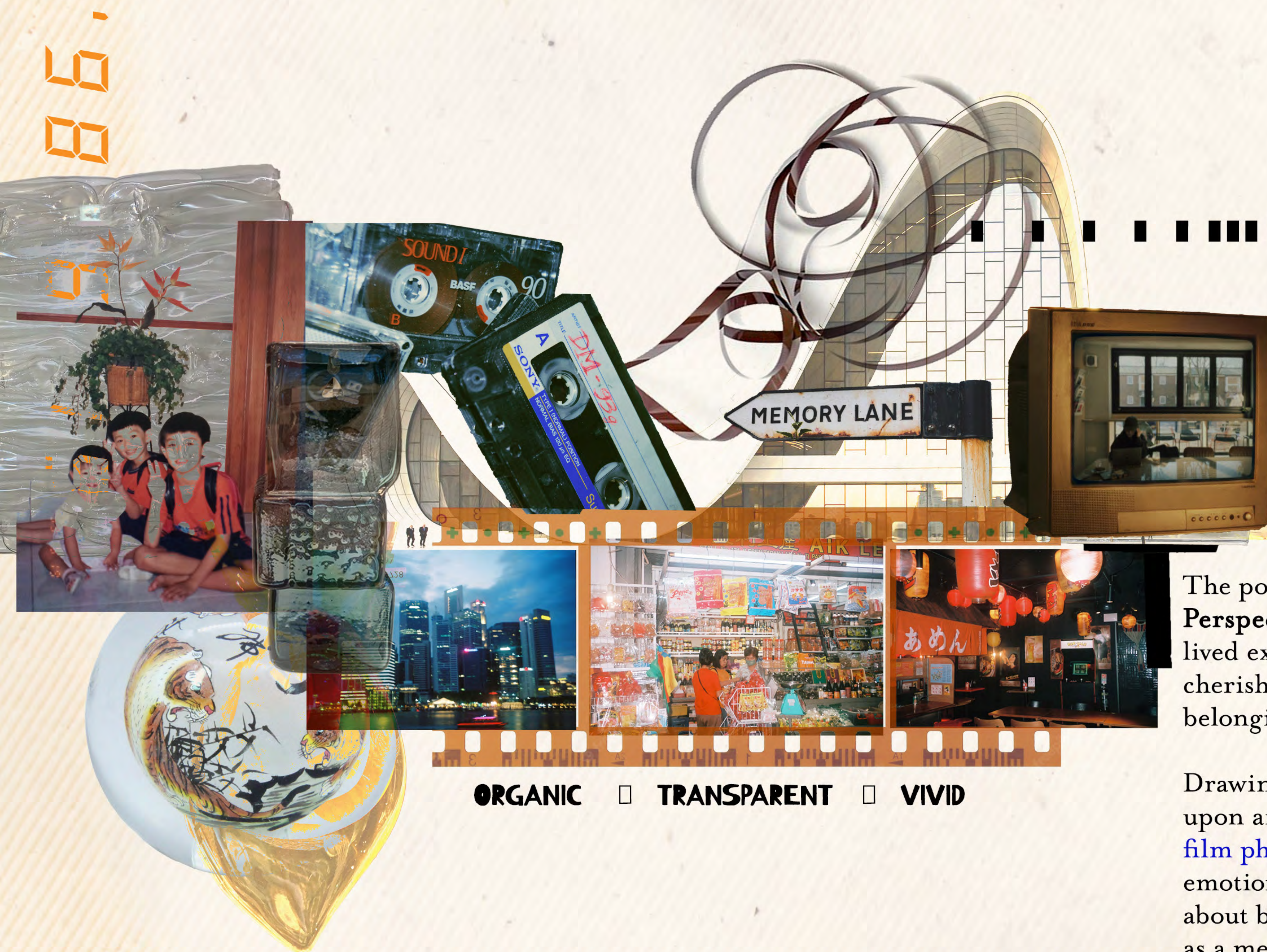
pointed "

cut out designs futuristic materials & col. (PVC)

LAST & TOE SHAPES, DESIGN STYLES

— Properties of mycelium

— Footwear application (sustainable brand model inspo)



■■■■■ DWELLINGS:

plural noun: **dwelling**s
a house, flat, or other place of residence.

DWELL ON/UPON

: to think or talk about (something) for a long time

The poetic exploration of **Rachelle's Phenomenological Perspective of Nostalgia**, an investigative study of my personal lived experiences and dwellings that gave meaning to my cherished memories and how they have shaped my sense of belonging in this world, no matter where I am at.

Drawing inspiration from things I love, constantly dwell upon and get drawn to: **architecture, transparent objects and film photography**. I aim to visually translate the nostalgic emotion and represent the amalgamation of outcomes brought about by the exploration into tangible and wearable footwear, as a means to seek comfort in times of distress and help motivate me to move forward in my life.

ORGANIC □ TRANSPARENT □ VIVID



Colour palette is inspired by the nostalgic things that I have been exposed to often in my childhood and are the colours that I am always drawn to naturally.



BLUE----- melancholy
GREEN----- refresh
SEPIA----- longing
YELLOW--- happiness
DIRTY WHITE
FADED BLACK



Occupied Space

■ ■ ■ ■ ■ ■ ■ ■ Phenomenology

A philosophical study of the structures of consciousness as experienced from a first-person perspective.

In terms of architecture and design, it is the study and exploration of the physical experience of buildings, building material, and their sensory properties.

As humans, the exchange between body and environment through our senses helps us to understand the world and our place in it.

Through engagement of all of the senses and by experiencing an atmosphere or mood that affects the emotions, architectural space communicates an underlying meaning that speaks to the perception.

A question I ask myself alot: Which comes first?

Our memory of the space or our perception as we see it?

A house is the direct product of the phenomenon of anthropocentrism: everything stems from and leads back to human beings. This is for the simple reason that the house is of interest only to oneself, but it is of more interest than anything else; the house mirrors our behaviour – it is the snail's shell. It must be made to measure.

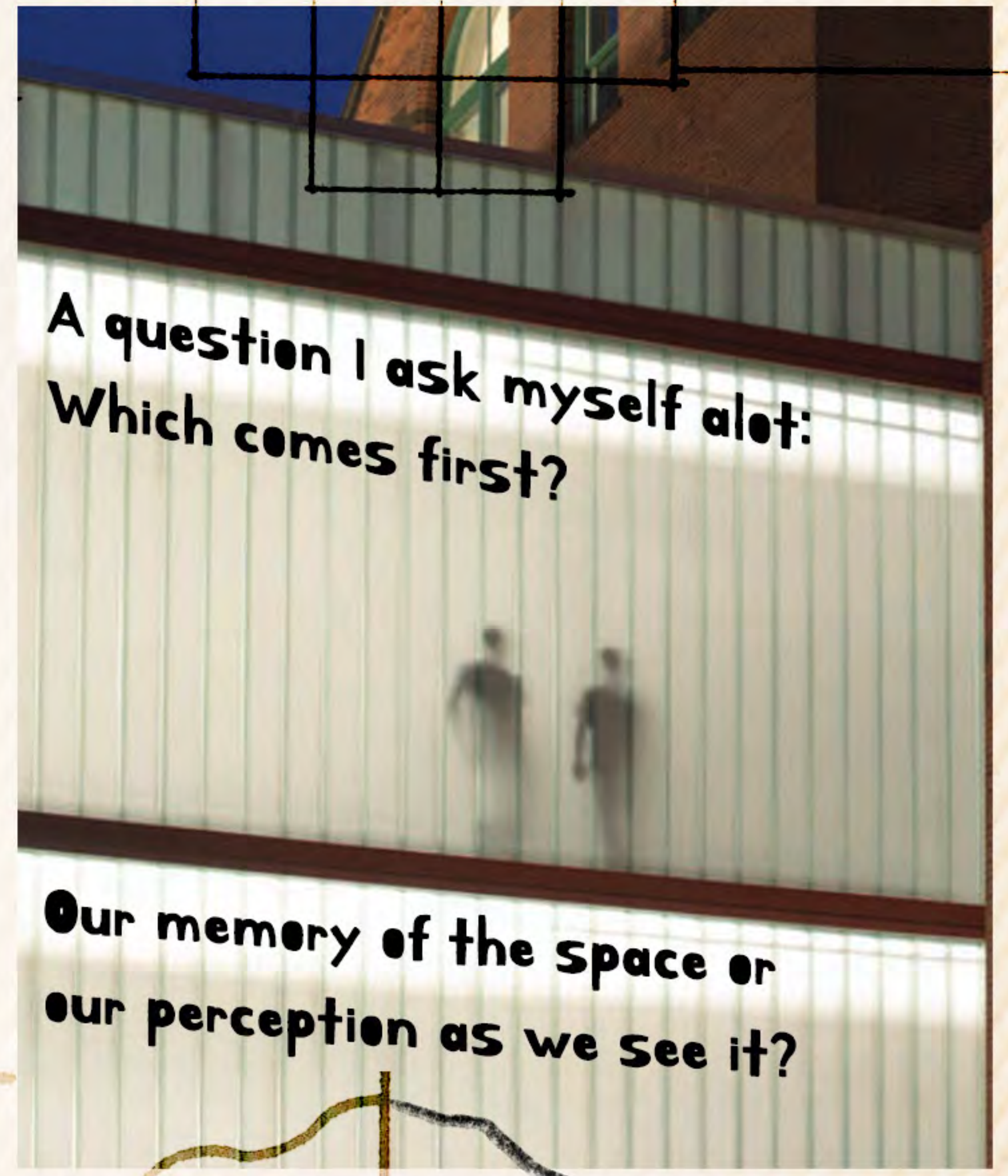
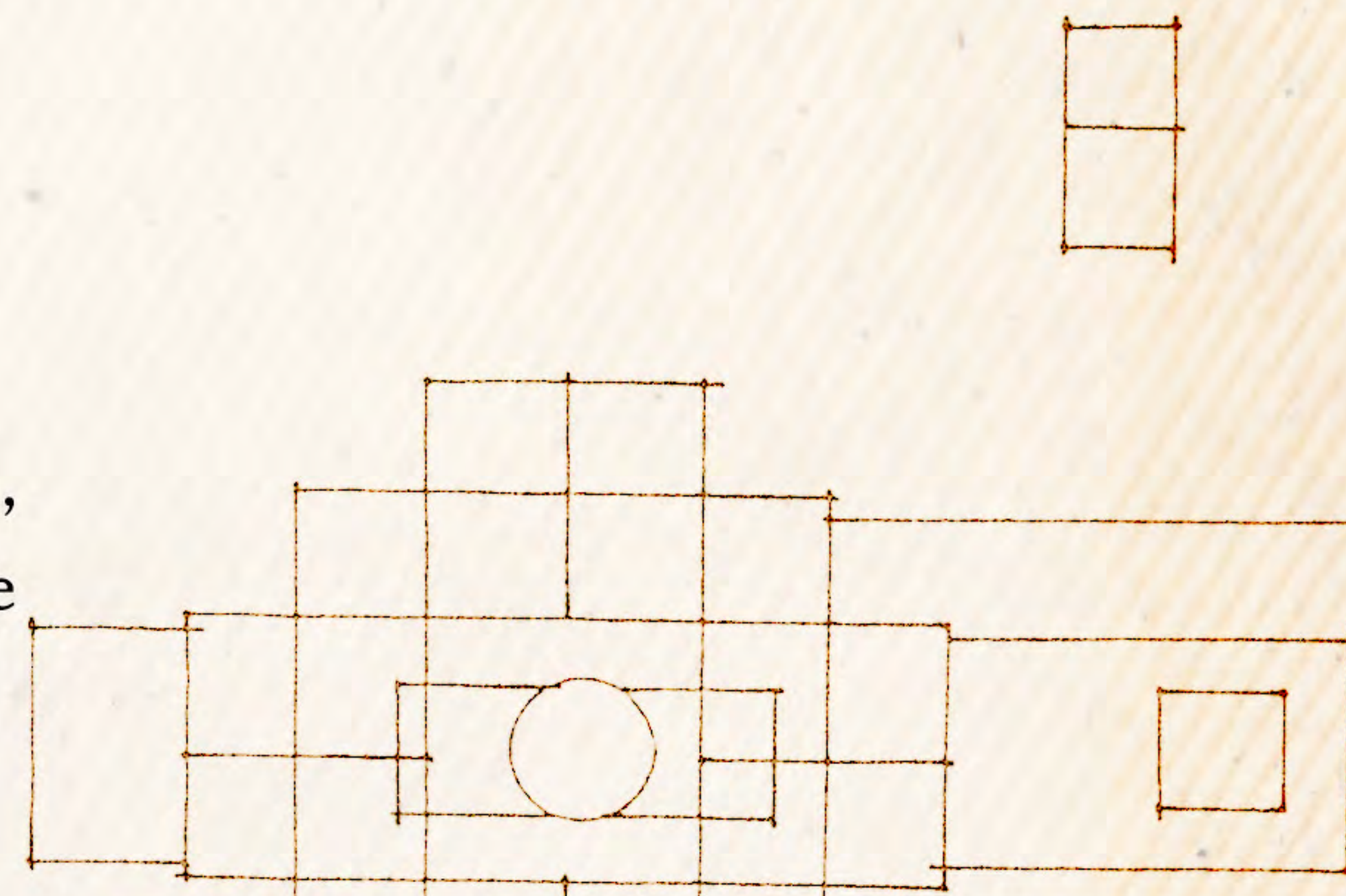


GO HOME 家

Indescribable space

The first act of a living creature, man or animal, plant or cloud, is to take possession of its space; this basic gesture is an expression of equilibrium and of continuity. The first proof of existence is to occupy space.

FAMILIAR SPACES, AS ONCE BELONGING

A living creature fills an empty refuge, images inhabit, and all corners are haunted, if not



My HOME, MORE THAN JUST A HOUSE



DWELLING PLACES THAT I DWELL UPON / THINK ABOUT OFTEN

As someone who is always moving between different countries, homes, and environment, I find great comfort in seeing familiar spaces from the different periods of my life.



Due to the prolonged sight and experience by inhabiting in these homes, I have found meaning & purpose in viewing them.

Perception of Space

SPACE IS A MATTER OF INNER PERCEPTION, IT IS RELATIVE.

Architectural space, especially in a house, has the ability to express immediate emotions as we respond to our surroundings.

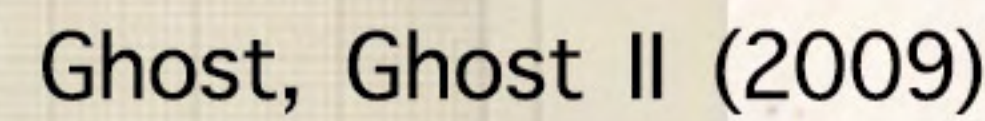
The built environment affects not only our emotions, but also our perceptions, life skills, dreams and personalities.



[illegible]

own memories. I love her perspective of **FORGOTTEN SPACES**

She deploys **replication, reorientation, and repetition** to trace a social past while bringing it into the present, memorialising the rich, human histories that are contained within modest objects.



study for room (1993)

untitled: twenty-five spaces (1995)



Monument (2001)

Threshold II (2010)

Contact Sheets

* PLEASE KEEP
FILM CAN!

Penang

SG Chili
Crab

Sunset on
Penang Hill

Paris

PARIS

Hampstead
Heath

2 Willow Road

View of my grandpa's
house in Penang.

Hampstead
Heath



ORDER NO. 157875

DATE -7 JUL 2022 COLLECTION TIME 14 JUL 2022

EMAIL RACHELLE - WONG@3@ Hotmail Com

FILM C41 135 120 OUTPUT D P

B&W 135 120

FINISHING LUSTRE GLOSSY BORDER YES NO

STANDARD SIZE 5" x 7 1/2" OTHERS: R3-Serv - 17/9

REMARKS / SPECIAL INSTRUCTIONS 2x Kodak Gold Kodak Portra 800

0659 PAID IN FULL 0660 0661

19243V 19244V 19245V



My all time favourite building.

Centre Pompidou started out as a building in my bucket list to visit because of how much my parents were praising the building's unique design. I have seen film pictures they took from the 1980s, but did not feel much for it as film images back then were in B&W. Coincidentally, after much research of the building for a past project in foundation year, I went to Paris in 2021 hoping to see the actual building with my own eyes. This time, taking film photographs of it in colours.

I am in love with the whole idea of having what normally would have been the hidden parts of a building structure, like the structural and mechanical systems, be the main design feature of the building. The 'inside out' form opened up the interior space to match the intended purpose of it being a multicultural complex. It's design idea was way ahead of its time.

I have always been fascinated by architecture and am constantly inspired by buildings in different ways, but this will always have a place in my heart because it shows how great designs are not only aesthetic and functional, but are also impactful by being adaptable through generations.

Created by Architects: Renzo Piano & Richard Rogers

Location & Year : Paris , 1977

(POSTMODERNISM)



[1]




[4]



[2]

- Blue for air flows (air-conditioning)
- Yellow for electricity
- Green for water circuits
- Red for pedestrian flow (escalators and lifts)

CENTRE POMPIDOU



[3]

Another building that inspires me.

Zaha Hadid is a reknown architect of this generation and I am fascinated by her imaginative, innovative and out of this world designs.


Initially, Heydar Aliyev Centre was just a digital image that appeared in my initial research for this project, but turned out to be a building that I visited incidentally. As I was flying back to London from a short holiday break that I took to go back home, my plane had a faulty alert and the pilot decided to do an emergency landing in the nearest possible airport, which happened to be the Heydar Aliyev International Airport in Baku, Azerbaijan. With so much uncertainties on when we could all fly back out to London, a group of us decided to explore the city while waiting for further updates from the airlines. It was then that I realised one of Zaha Hadid's building was right in Baku.

I remember feeling so overwhelmed and in awe of the building when I was standing right infront of it. The building looked surreal from every angle and I was just so mezmerised while circulating the building. I would never have imagined the opportunity of seeing one of her works in a foreign city by chance. The incident was pretty scary, but was also a blessing in disguise.

This building will always remind and inspire me to believe in possibilities beyond my imagination, just like how I came to visit this very building and how Zaha Hadid's designs were deemed impossible or too radical to built in the beginning of her career as an architect.

Created by Architects : Zaha Hadid
Location & Year : Baku, 2012 (PARAMETRICISM)

HEYDAR ALIYEV CENTRE



There is just something about this building.

2 Willow Road, the unassuming house of the famous architect Ernő Goldfinger.

A modernist building with an interior that is filled with so much character and things of the family that when you walk through the rooms, it feels as though you have just walked into someone's private space where they are still living in. This house feels like a physical archival box of someone's life that brought great comfort to the people living in there.

Passed by this place by chance during a stroll in Hampstead area and thought it looked familiar. Looked it up and realise it was the very building that appeared in my initial research of modernist architectures.

Created by Architect: Ernő Goldfinger
Location & Year: London, 1939
(MODERNISM)

[8]




ERNO GOLDFINGER'S HOME



MODERNISM 1920s-1960s

GEOMETRIC □ TRANSPARENT □ MINIMAL

Saw this layered 3D panels on a window display



Eames House interior

Fallingwater House, Pennsylvania, US, 1935
Architect: Frank Lloyd Wright



Villa Savoye, Poissy, France, 1931
Architect: Le Corbusier & Pierre Jeanneret



The Eames House, LA, US, 1949
Architect: Charles and Ray Eames



Furniture style in Modernism



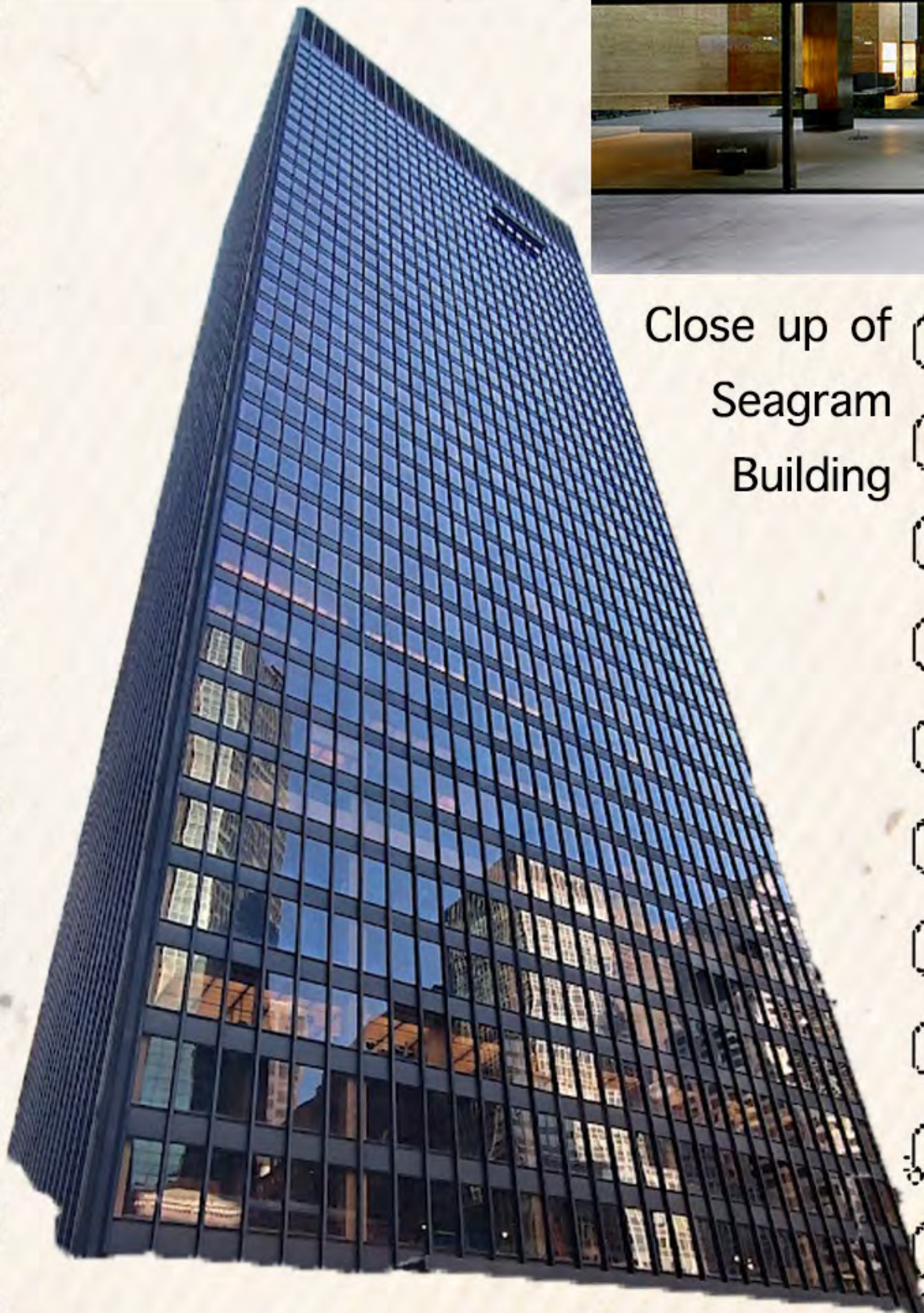
Close up of Seagram Building

CHARACTERISTICS:

- Flat roofs
- Open floor plans
- Minimal ornamentation
- Indoor & outdoor connection
- Rectangular, cylindrical and cubic shapes with clean lines
- Large (floor to ceiling), horizontal windows or glass curtain
- Prominent building materials: steel, glass, & reinforced concrete

NOTABLE ARCHITECTS:

Le Corbusier, Walter Gropius, Ludwig Mies van der Rohe



The Seagram Building, NYC, US, 1958
Architect: Ludwig Mies van der Rohe & Philip Johnson

3
S
T
Y
L
E
S
.
.
.
T
O
F
O
C
U
S

POST-MODERNISM 1970s-1990s

ECLECTIC ■ ASYMMETRICAL ANGLES ■ COLOURFUL

a personalized interpretation of what the style embodied.

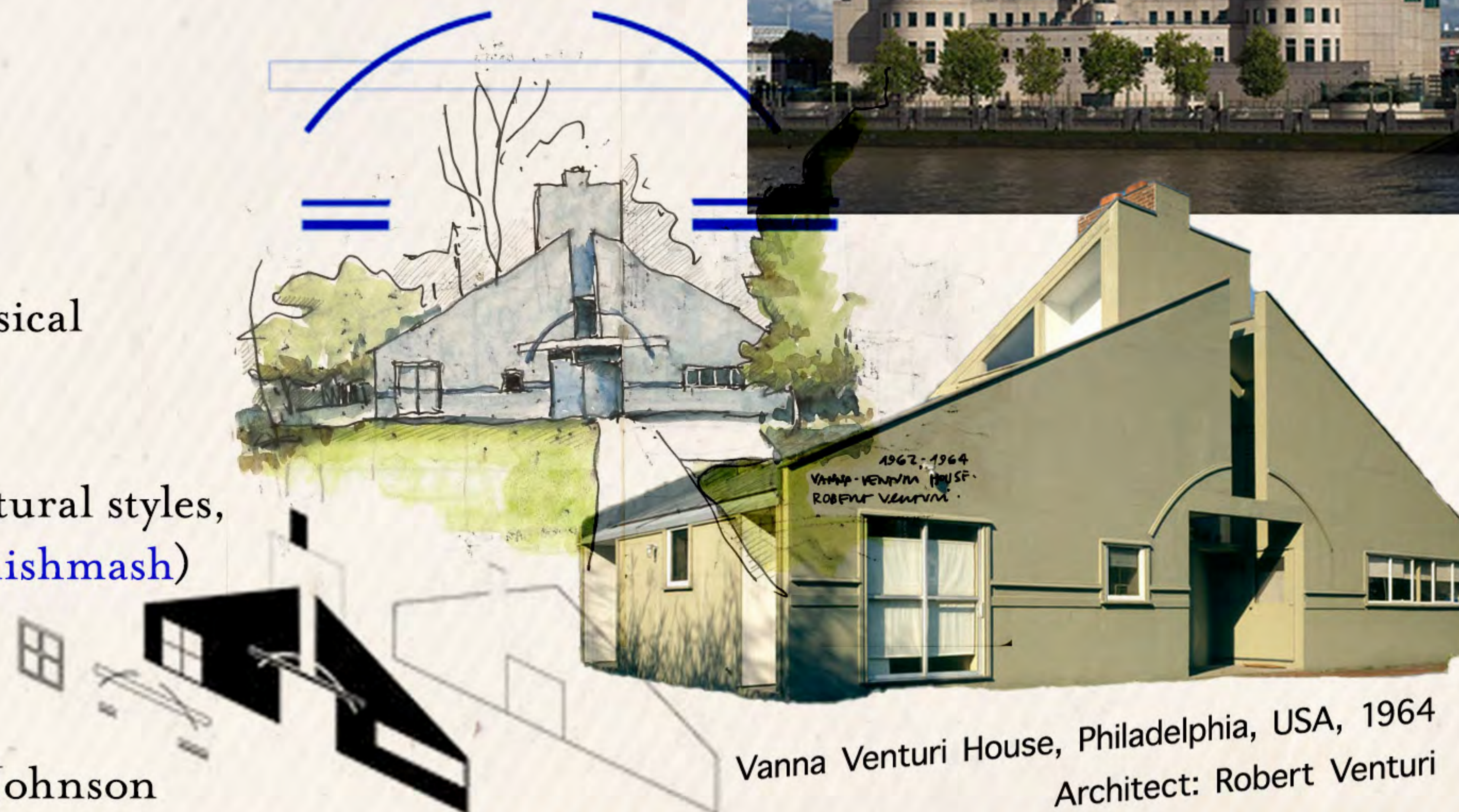


CHARACTERISTICS:

- Fragmentation of forms
- References to classical motifs
- Variety of shapes and materials
- Displays of humor or irony, whimsical
- Use of **bright colors and patterns**, both externally and internally
- A combination of various architectural styles, mixed in unconventional ways (**mishmash**)

NOTABLE ARCHITECTS:

Robert Venturi, Frank Gehry, Philip Johnson



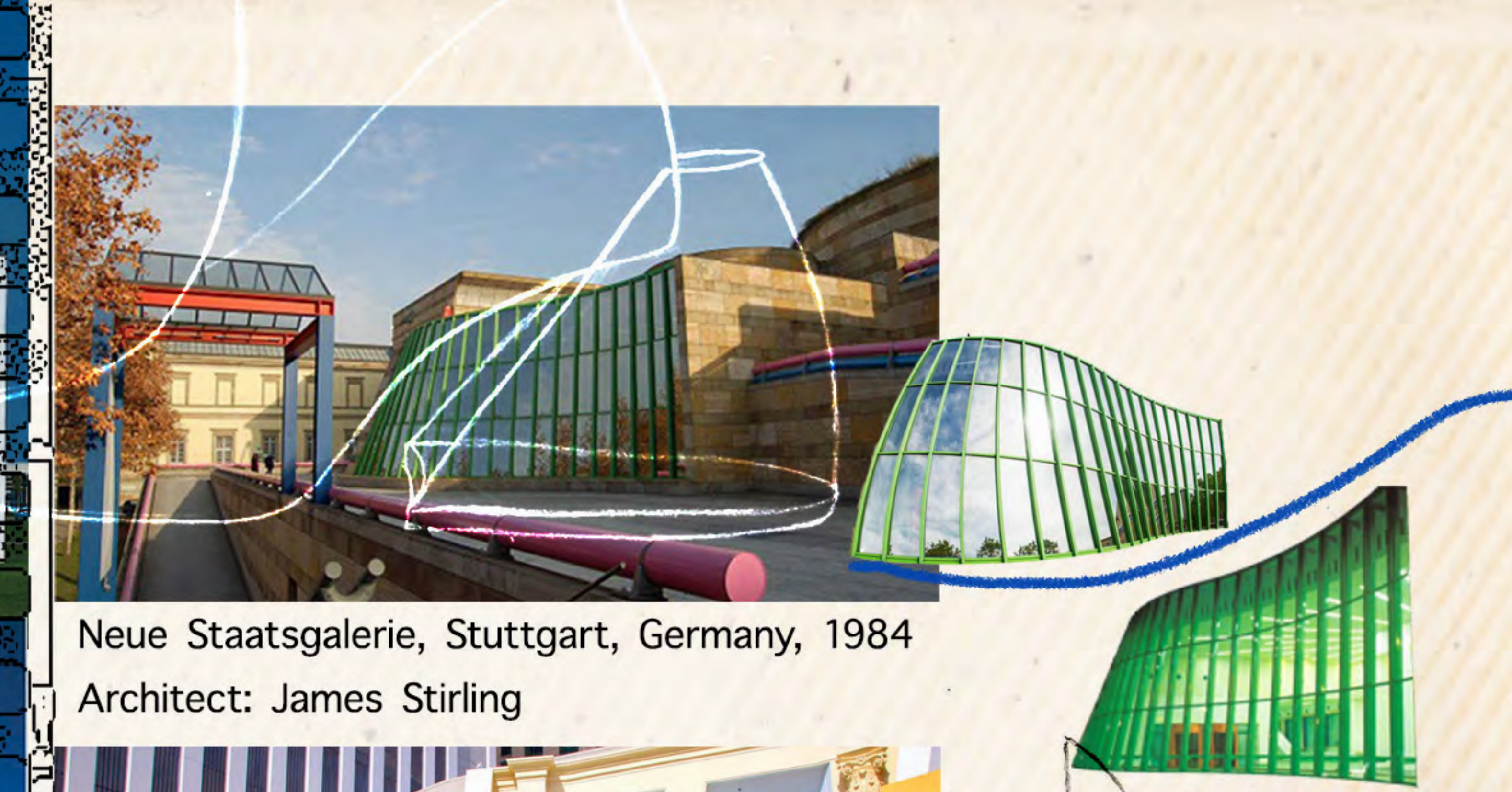
Vanna Venturi House, Philadelphia, USA, 1964
Architect: Robert Venturi



Walt Disney Concert Hall, LA, USA, 2003
Architect: Frank Gehry



SIS Building, London, UK, 1994
Architect: Terry Farrell



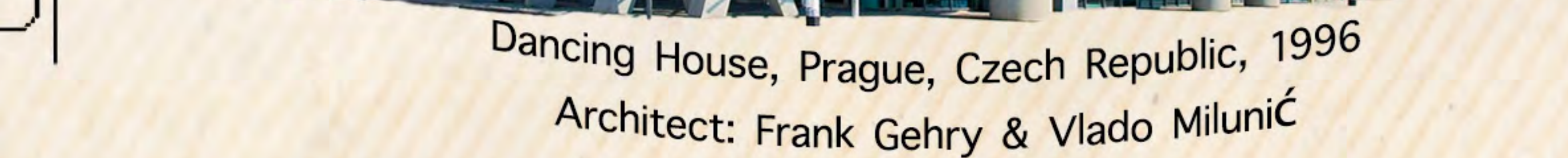
Neue Staatsgalerie, Stuttgart, Germany, 1984
Architect: James Stirling



Piazza d'Italia, New Orleans, USA, 1978
Architect: Charles Moore & Ron Filson




AT&T Building, NYC, USA, 1984
Architect: Philip Johnson
& John Burgee



Dancing House, Prague, Czech Republic, 1996
Architect: Frank Gehry & Vlado Milunić

The Opus by OMINIYAT, Dubai, Arab, 2020
Architect: Zaha Hadid




Absolute World,
Mississauga, Canada, 2012
Architect: Burka Architects MAD Studio

The Opus by OMINIYAT, Dubai, Arab, 2020
Architect: Zaha Hadid



Galaxy SOHO, Beijing, China, 2012
Architect: Zaha Hadid




CHARACTERISTICS:

- Avant-garde
- Soft & malleable forms
- All functions are parametric activity scenarios
- Complex geometries with seamless & flawless fluid lines
- Generated by computer mathematical algorithms to dictate and ceate experimental forms and structures
- Prominent building materials: metal, glass, & reinforced concrete

NOTABLE ARCHITECTS:

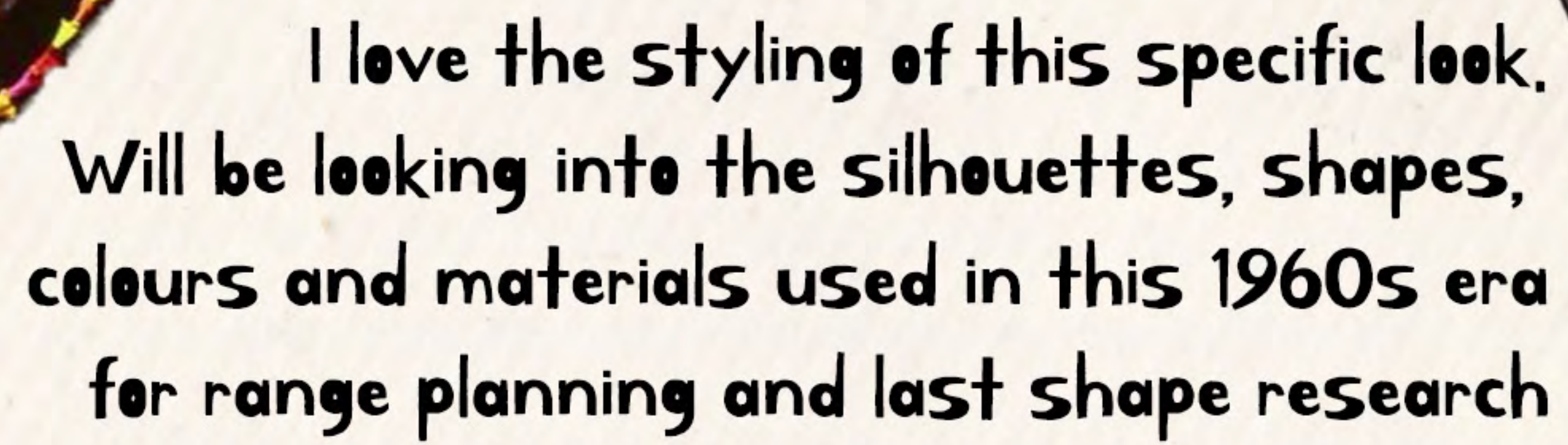
Zaha Hadid, Patrick Schumacher, Jean Nouvel



Heydar Aliyev Centre, Baku, Azerbaijan, 2012
Architect: Zaha Hadid

PARAMETRICISM LATE 1990s - NOW

SWIRLS □ REPETITIVE □ ABSTRACT



A free-spirited generation are into experimental styles of art,
fashion, literature and music.



I **J** **K** **L** **M** **N** **O**

DEFINING ELEMENTS:



A full-page photograph of two women standing in a swimming pool. The woman on the left is wearing a light blue swim cap and a white sleeveless dress with yellow floral patterns. She is holding a pair of sunglasses. The woman on the right is wearing a pink swim cap and a yellow sleeveless dress with large pink and white floral patterns. Both women are barefoot and looking towards the camera. The background is the blue water of the pool.

A black and white fashion photograph of a woman posing against a dark background. She is wearing a white short-sleeved dress with a large, bold grid pattern. The dress has a high collar and a small pocket on the left side. She is also wearing white gloves and white boots with dark laces. She is holding a small dark object near her face and looking directly at the camera.

psychedelic
prints

psychedelic
prints

Pointed
Hats



- BPO GIVES -

Platform



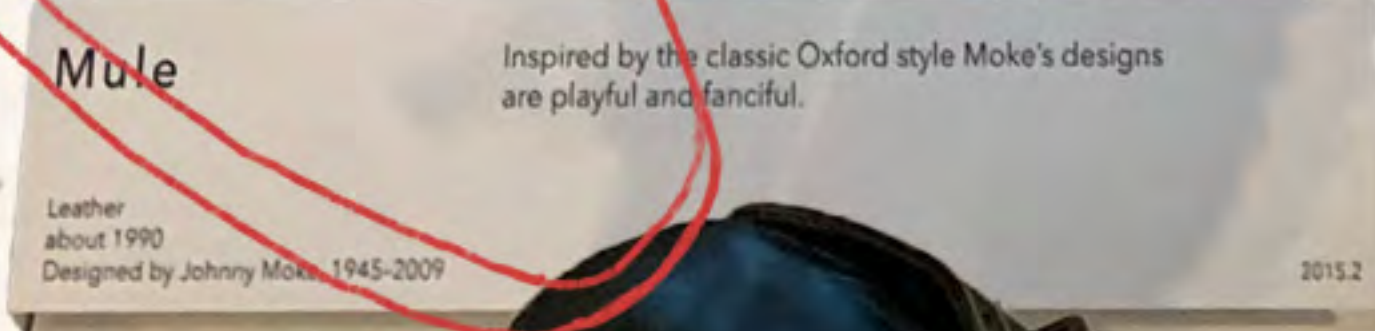
I have always loved the classics like oxford, derby, monkstraps, and the broguings, but have had trouble finding one for women.

So I would build my range around having the classic styles for womens, but with added quirkiness.

- ① Oxford ✓
- ② monkstrap ✓
- Derby x
- ③ Loafer ✓

PLANNING FOR COLLECTION RANGE
& LAST SHAPE RESEARCH

Oxford Men's



Northampton Shoe Museum



1960's
MODS
(subculture)



1960's
SWINGING
SIXTIES

Mary Quant
↳ Ankle Boots

1960s design elements inspiration

Booties ⑤



- chisel toe
- large shoe clips /
fringes / buckles of
toe box



Pilgrim



- Futuristic look
- Metallic Colours



Space Age



clear sole unit is cool!



Gro Gro Boots

- usually made in PVC
- pop of colour / white /
two tone with seam down
the cent
- mid calf
- low heel ⑥



two-one
Many Jones

Kitten Heel

- slingbacks ④



T-bar

screen-printed enamels

ARCHITECTURAL
GLASS:

pigmented lamination

film

ARCHITECTURE



BY ANDREW MOOR

GLASS ART: Film
Enamel
Lamination
Sandblasted
Slumped and fused

COLOURS OF ARCHITECTURE


COLOURED GLASS IN CONTEMPORARY BUILDINGS

Colour, techniques & design
research inspiration from
a book on glass art in
architecture.


I love how sunlight
casts the printed
imagery on the floor
and walls of the interior,
it's like a projector



Eberswalde Technical School Library,
Eberswalde, Germany, 1999
Architect: Herzog & De Meuron



Euralille, Lille, France, 1995
Architect: Jean Nouvel




Information, Communications and Media Centre,
Cottbus, Germany, 2004
Architect: Herzog & De Meuron

I
N
T
E
R
I
O
R




E
X
T
E
R
I
O
R



Screen-Printing on Glass

Images printed on glass have been used not only for exterior aesthetic of the building, but also functions as a **sun shade** and obscuring outside views for people inside the building in the day, and a filter for interior lightings at night.

“When glass is experienced from the interior, the internal space can be transformed”



Pigmented Lamination

This is similar to the effects of stained glass, but is a much more cost effective and time efficient way of having coloured glass.

I love how sunlight casts the printed imagery on the floor and walls of the interior, it's like a projector



“Kubos”, Mexico, 2003
Architect: D A Architectos

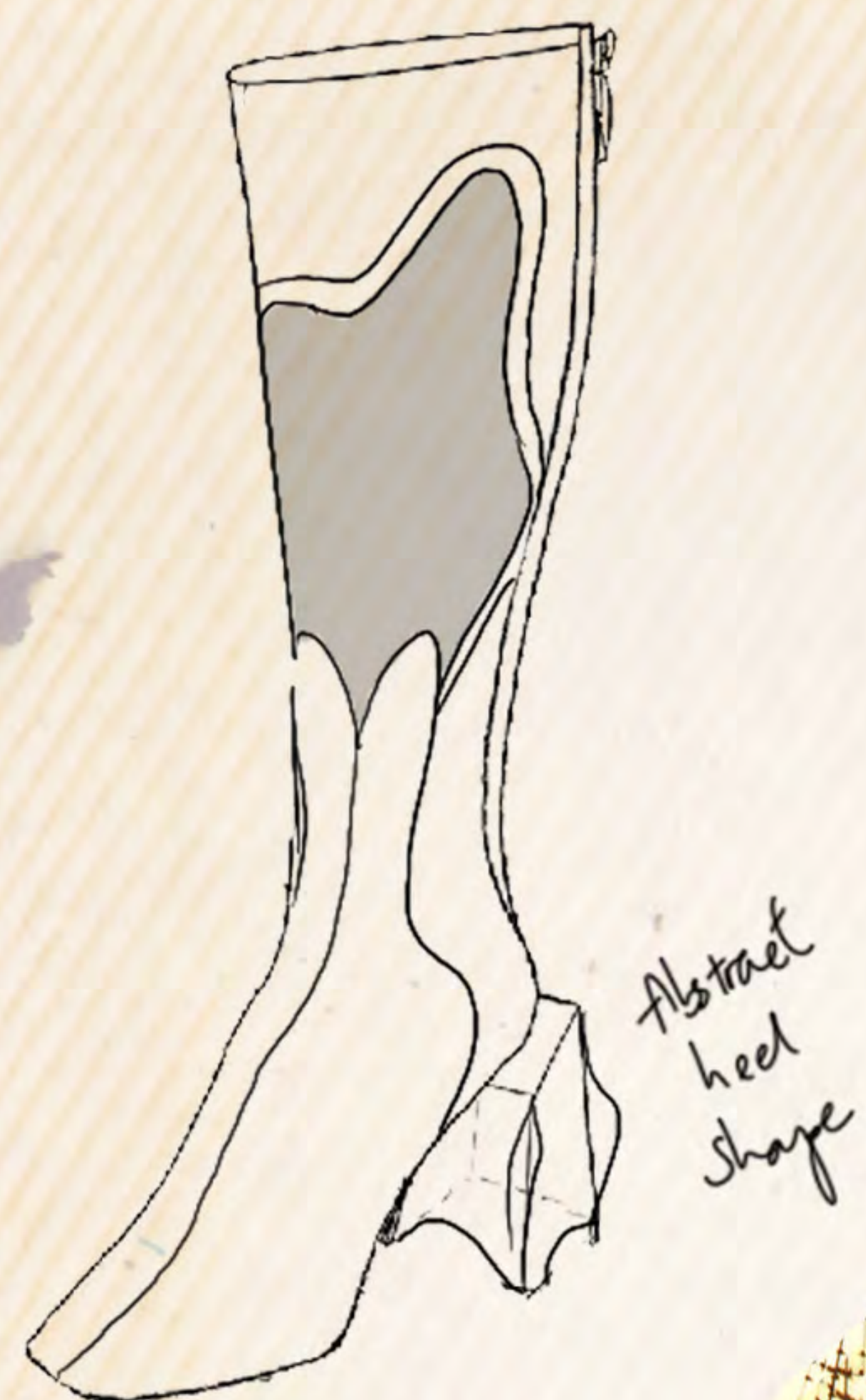


Euralille, Lille, France, 1995
Architect: Jean Nouvel





Glass Art (Enamel & Film)


Any desired picture/print/pattern could be printed on film and applied to the glass, while artworks can be made from painting the enamels and fusing into the glass.








Abstract
heel
shape



enamel





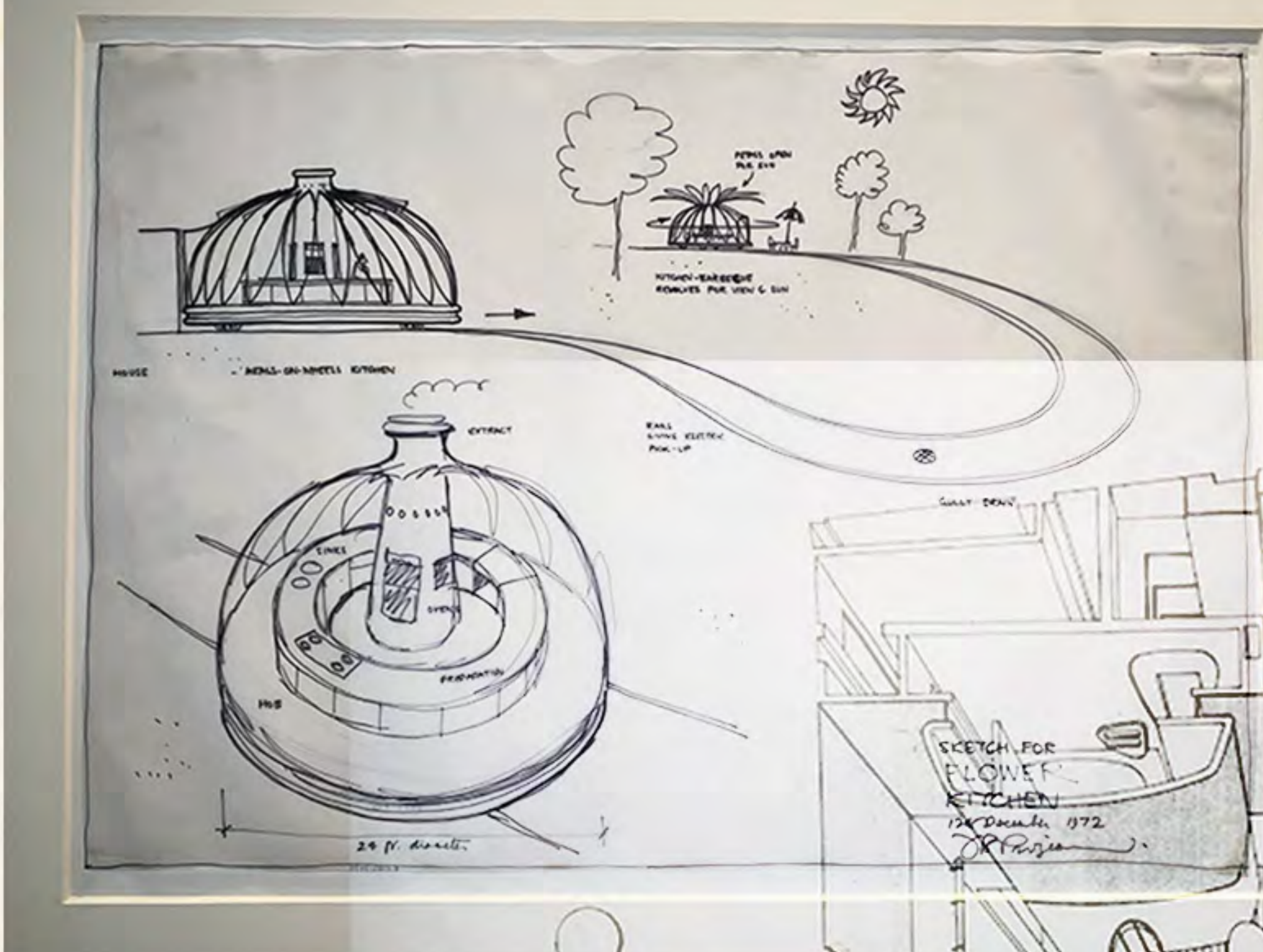
film



enamel



ARCHIVAL BOX
Architecture:
The Process of Design



V&A research

ARCHIVAL BOX 2
Computer Art:
Process & Techniques



A stereogram is a picture that conveys the optical illusion of depth by combining images of the same subject taken from slightly different views. The process is designed to create the visual effect of a three dimensional scene from a two dimensional image. An autostereogram is a single image stereogram. PHSCologram is a registered trademark for barrier-strip and lenticular autostereograms made by art collective (art)n Laboratory. The PHSCologram term was coined in 1983 by Ellen Sandor and is an acronym for photography, holography, sculpture and computer graphics.

PHSCologram constructs images from objects sculpted with a computer graphics software application. The objects are digitally rendered and colour, lighting and texture are added. Once the digital scene is complete a series, of as many as 65 images, are photographed in (art)n's proprietary art program. The photographs of the scene are rotated at different angles and these combined perspectives determine the viewing angle of the image.

Virtual Implants
Chicago
1990
PHSCologram barrier-strip autostereogram printed on slightly transparent plastic carrier-material
Museum no. E.1060-2008

Given by the American Friends of the V&A through the generosity of Patric Prince

This gave me the idea of using lenticular to show flickering 'memories'

Photocollage technique


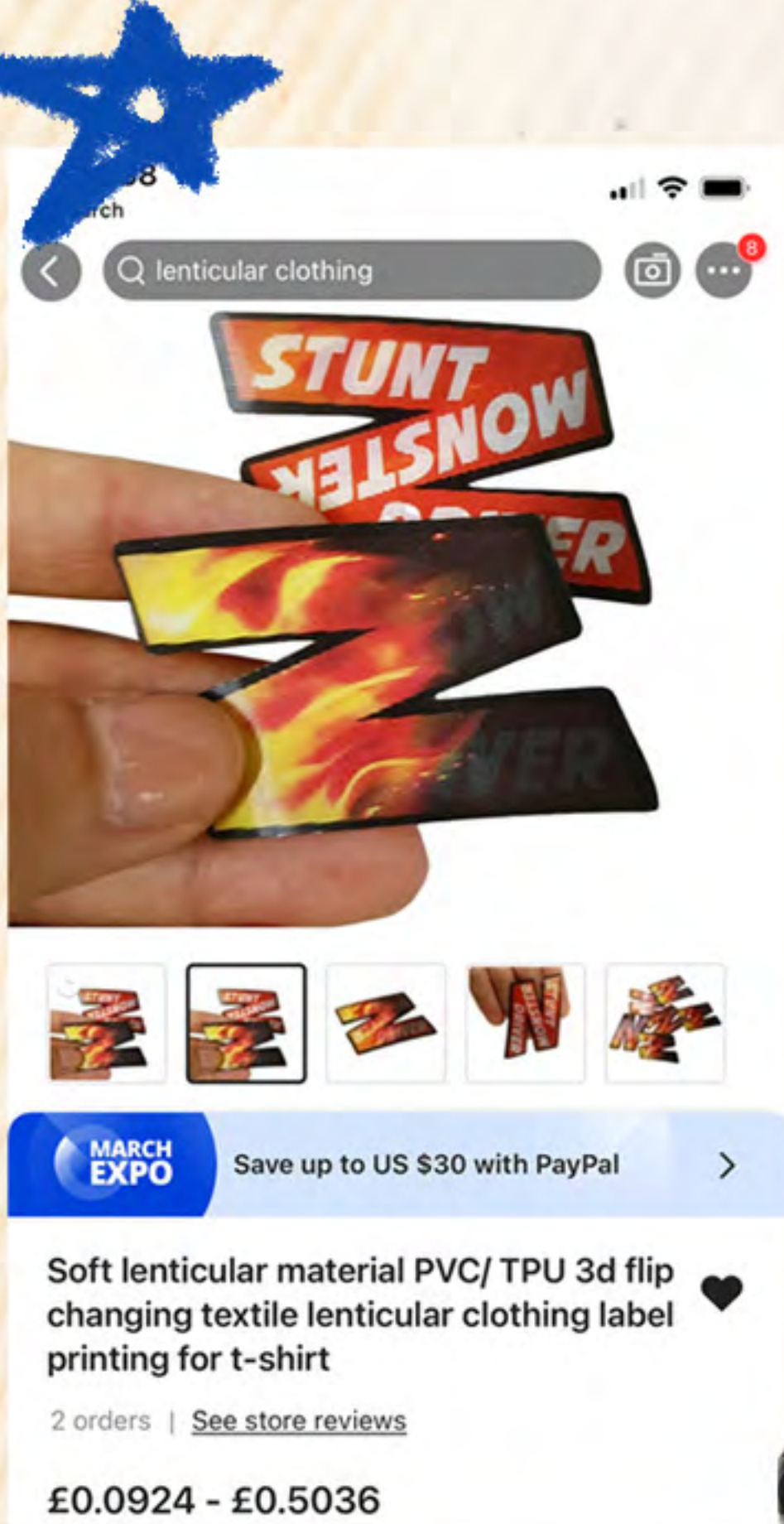
Feel within a heel!

Get a glimpse of my dwellings






Materials research



Never knew lenticular material could also be printed on soft TPU and sewn into!



I really like the look of this buckle!

CSM MATERIAL LIBRARY



Rubber origami (could be used for sole)



Clear resin for casting

NONA SOURCE @ KX



Light transparent PVC (upper)



Stiff Crinoline



Soft transparent nylon (printed upper ?)

LCF MATERIAL LIBRARY



Mycelium GIY Kits from Grown Bio (parts of heel & sole/platform)



Cork Polymer Compounds (could be used for sole & top piece)



Glass organza (upper)





Byeplastic




Super organza polyester (such a light and soft material)

My friend was so kind to let me use her research lab for my experiments



I like the overlapping effect of the liquid, it's like water paint, but this smells so bad... it's like vinegar!



From colourless liquid turned into dark brown after reacting with a veg tanned leather

Nothing interesting happened here



Film chemicals experiment

Chemicals used in developing of film photography

- ✓ Ascorbic acid "vit c" $C_6H_8O_6/H_2C_6H_7O_6$ (replace hydroquinone/metol)
- ✓ Acetic acid CH_3CO_2H (make stop baths, acidifying, fixers, intensifiers & toners.)
 - Borax/boric acid H_3BO_3 (fine grain developer additive)
- ✓ Potassium bromide KBr (developer restrainer/ anti fogging and bleach/toning additive)
- ✓ Sodium hydroxide (developer alkali/accelerator)
- Sodium carbonate Na_2CO_3 (developer alkali/accelerator)
 - Sodium bisulphite $NaHSO_3$ (developer preservative and buffering agent)
- Sodium sulphite Na_2SO_3 (Developer preservative and silver solvent)
- ✓ Sodium thiosulphate $Na_2S_2O_3$ (standard and universal fixing agent)
 - Pyrogallol $C_6H_3(OH)_3$ (developing and tanning development agent)
- ✓ Silver nitrate $AgNO_3$ (primary silver salt used in b&w photographic films and papers)
 - Silver chloride/bromide/iodide
 - Dimezone S $C_{11}H_{14}N_2O_2$ (mild alkali/accelerator for fine grain developers)
 - Hydrofen (hydroquinone + phenidol, high contrast developer)
 - Hydroquinone $C_6H_4(OH)_2$ (high contrast developing agent)
 - Metol $[HOC_6H_4NH_2(CH_3)]HSO_4$ (soft working developing agent)
 - Phenidone $C_9H_{10}N_2O$ (soft working developing agent)

Process & Techniques

I will not be using this technique as there were no desirable outcomes and chemicals on any materials near the skin is not the best idea, but it was still fun to see the changes!



Silver Nitrate is the most interesting results, I really like the ring effect, however the next day the ring became a patch, which means there were still reactions going on overtime.

SHOE HALLWAY [1]



[2]

DINING ROOM



Ingrained memories

Faded printed David Hockney paintings left behind by the previous owner of my family's Singapore condominium flat.

With prolonged exposures to these prints of his paintings throughout my time living in that house, they have been subconsciously etched in my brain. It was after coming to London for studies and being exposed to different artists that I've realised my growing interest and love for David Hockney's work probably stemmed from the inklings of nostalgia that I would feel whenever I see his works in exhibitions or museums.

I'm drawn to the bright colour palette used in his works and the Impressionist and Cubism painting style. The original colours are so vibrant and full of life, and with an interesting take on perspective drawing, he is one Pop Artist that I really admire for his expressive use of colours and textures.



LIVING ROOM

[3]



[4]

Large Interior,
Los Angeles, 1988



Mulholland Drive: The Road to the Studio, 1980

[5]



Nichols Canyon, 1980

[6]



A Walk around the Hotel Courtyard, Acatlán, 1985

[7]



Translating an invisible process through photography:
the act of taking photographs is documenting the chosen elements
and internalising what has been seen, inscribing it permanently in the memory.

As I love using photography as my form of self-expression more than
other creative means, I really love his mosaic of photographs technique
as they displayed a different perspective to how photography
can be used as a visual art.

Photographic collages

“Collages: Drawing with a camera” in drawing you make choices,
we don’t all see the same things. Cameras tend to push viewers away,
but I try to push you in with up close image of objects”
- David Hockney

Fig. II. The Crossword Puzzle Minneapolis Jan. 1983, 1983




David Hockney :
Bigger & Closer
EmersiveExhibition



WHY NOT HAVE A MINIATURE
MODEL OF MY ROOM IN MY SHOES?



These isometric room designs really
portray the elements in a room really well.
I have an idea of turning these photocollages
of a perceived space into a 3D model,
like the scaled-down architecture models,
so I can have a piece of my
room everywhere I go.




CORNER 1
(DOOR)

Photocollages of my UK room




CORNER 2
(MIRROR)





CORNER 3
(WINDOW)



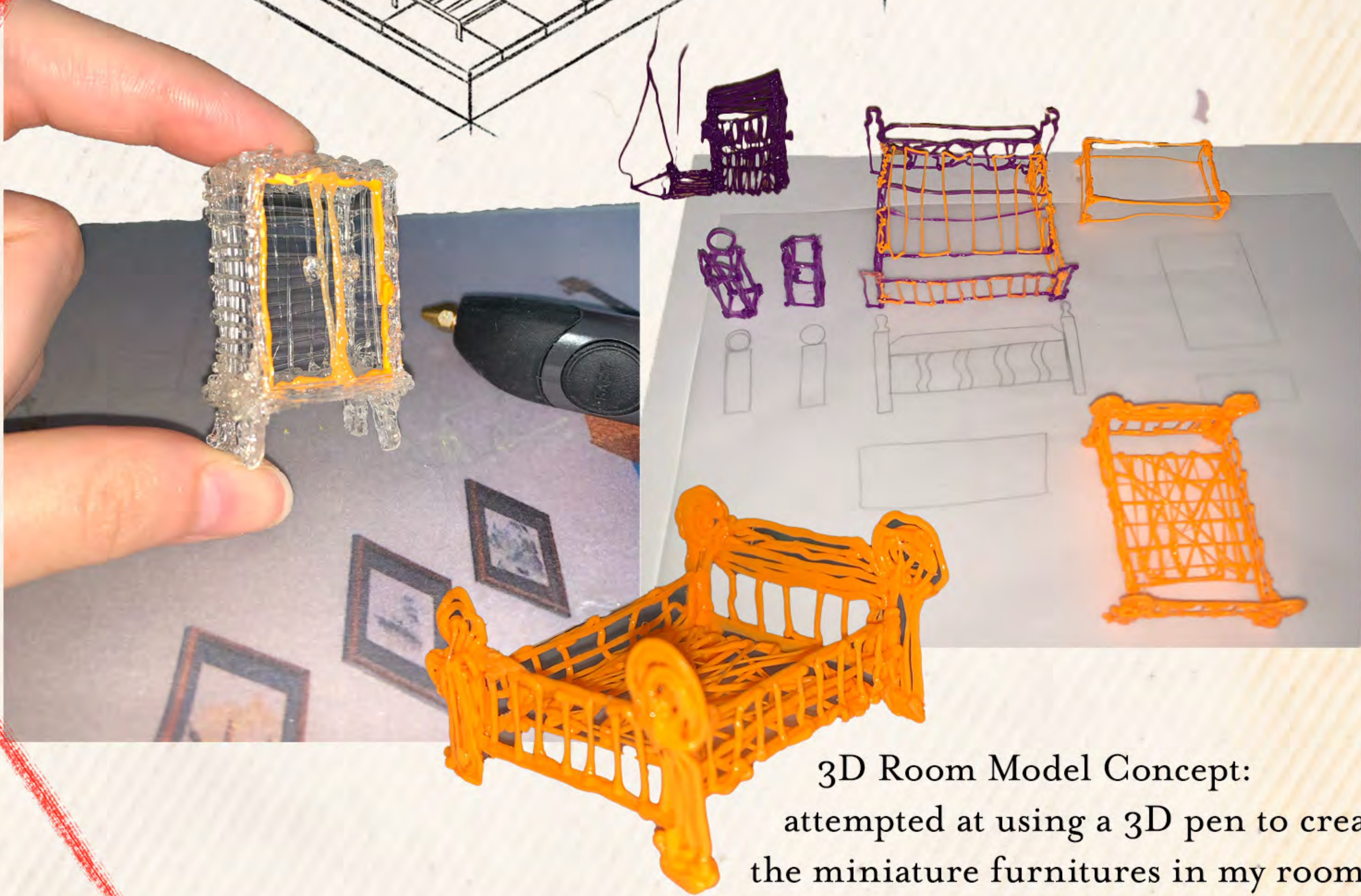
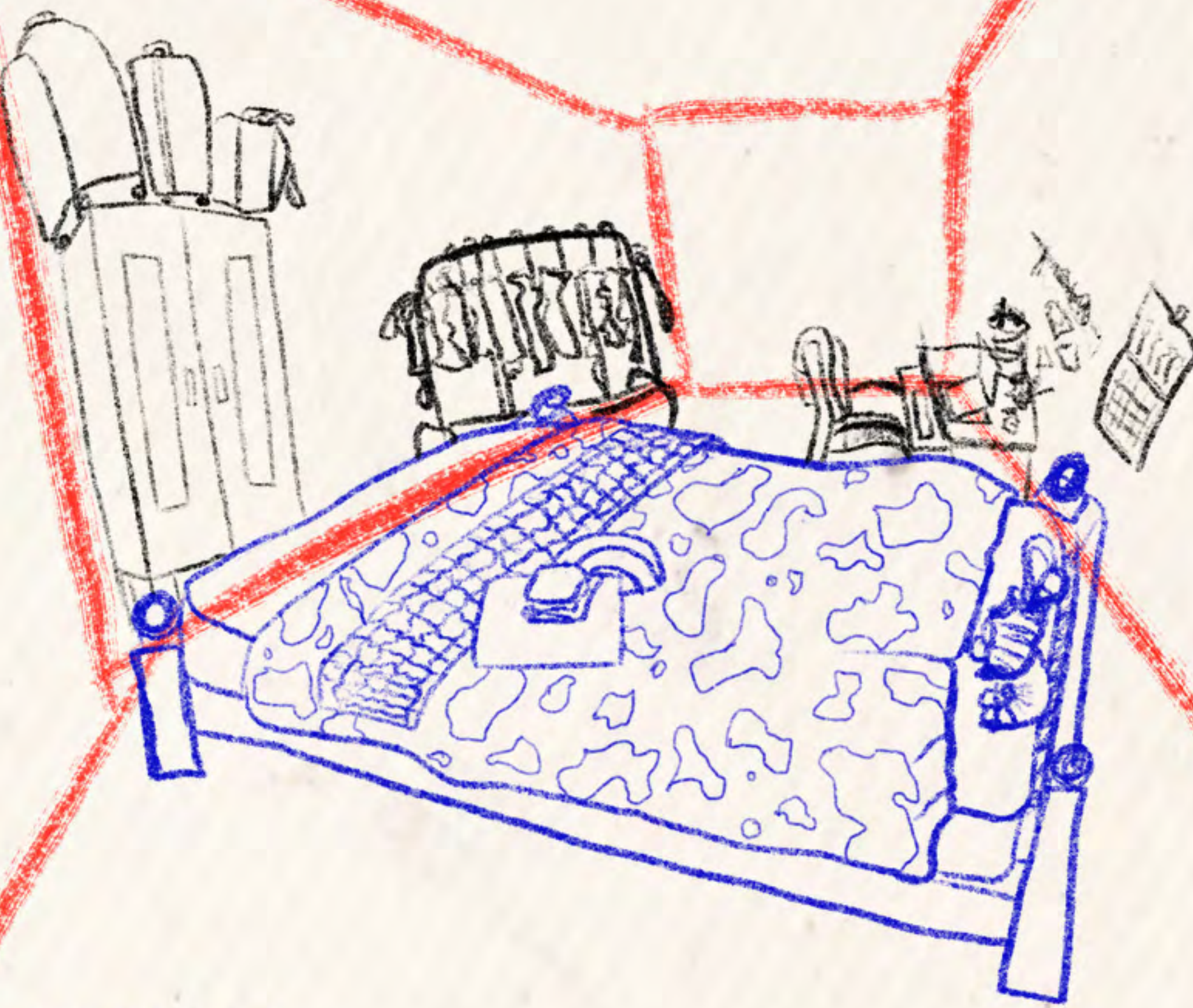
Rachelle's
UK Room



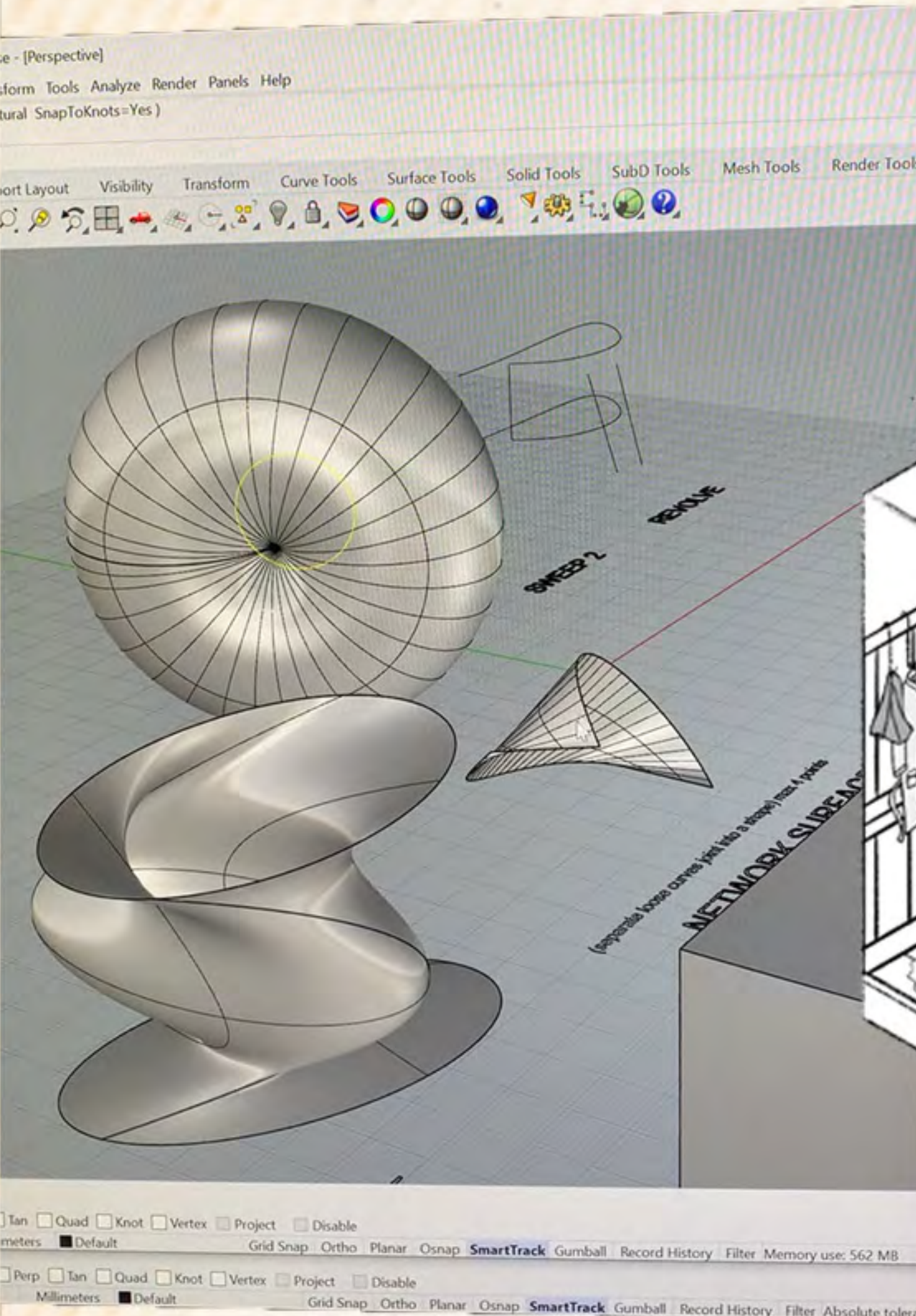
Photocollages of my UK room



CORNER 4
(BED)



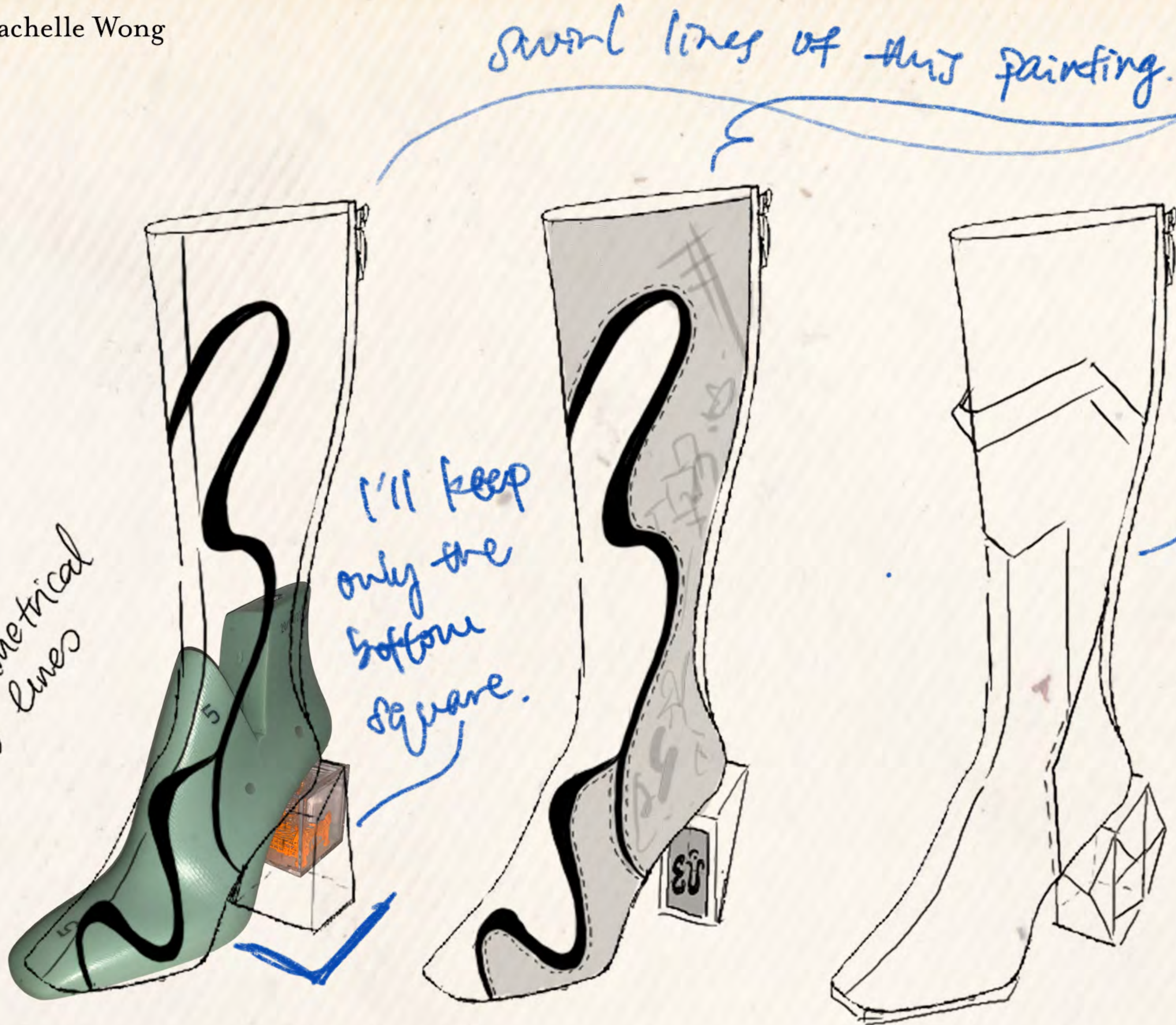
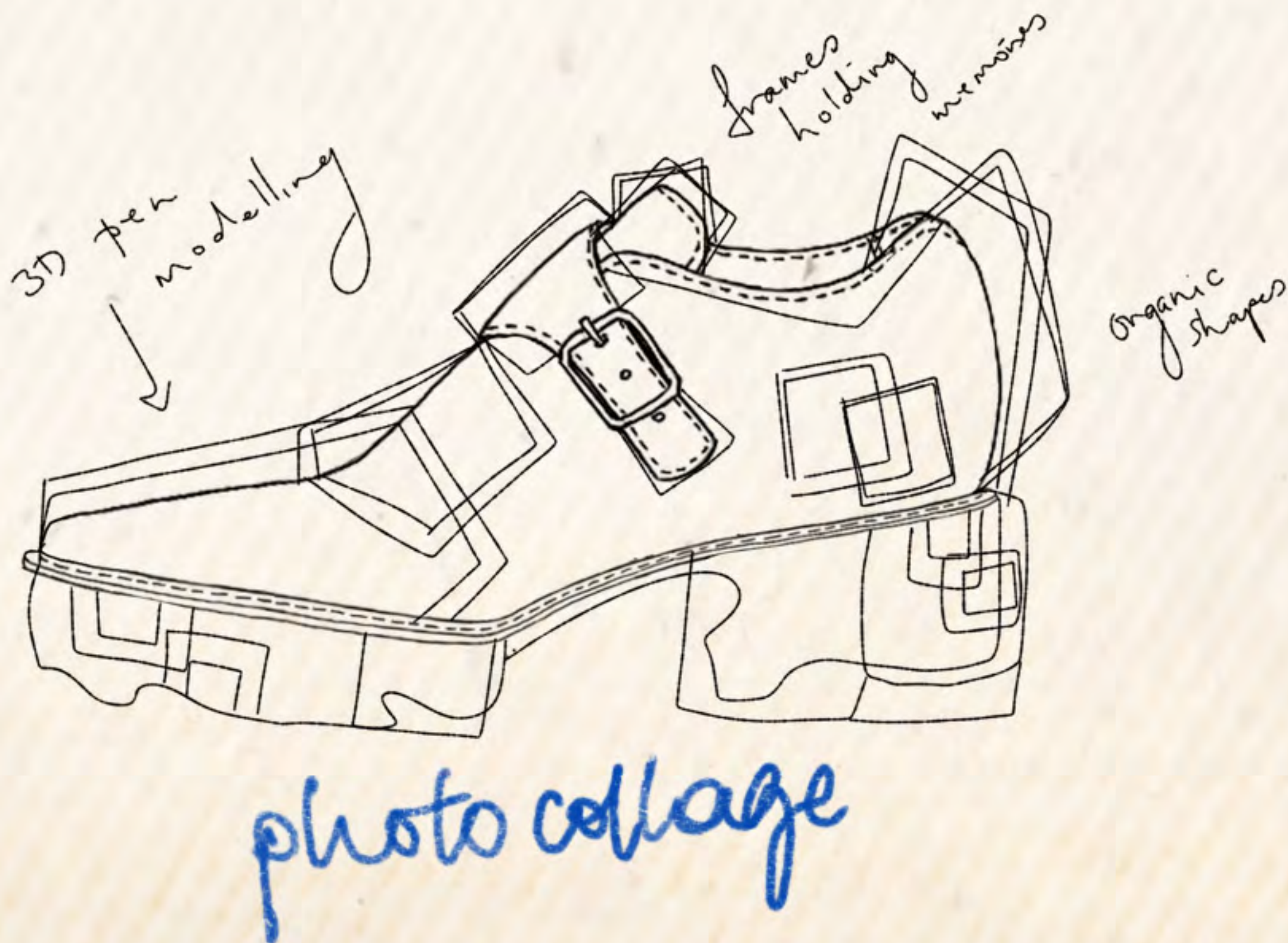
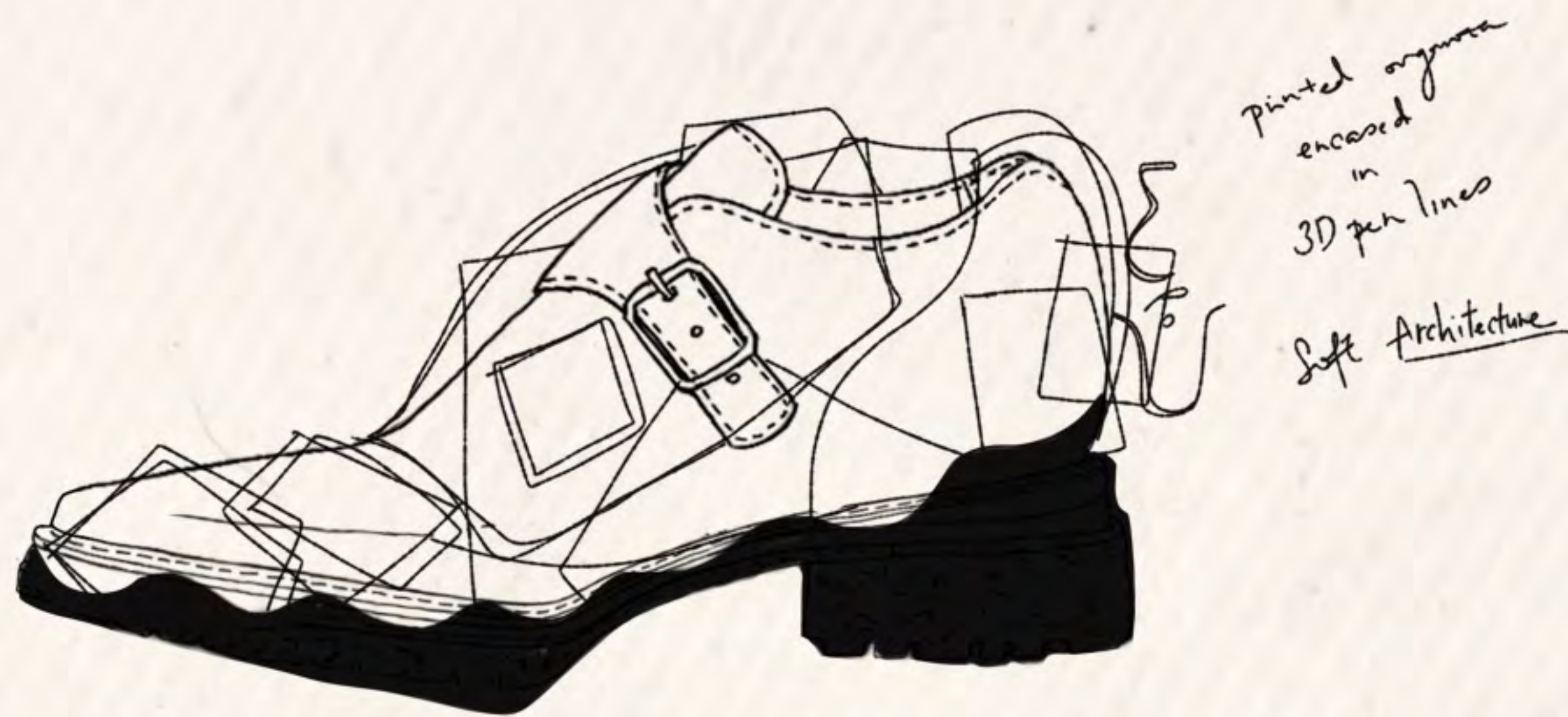
3D Room Model Concept:
attempted at using a 3D pen to create
the miniature furnitures in my room,
but it is too “sketchy” and hard to get it
really tiny to fit in a roughly 6x6cm heel.



Wanted to 3D print the heels elements, so tried learning Rhino but it's too hard for me



Nike collaboration with Susan Fang, using 3D pen to make the floral motifs



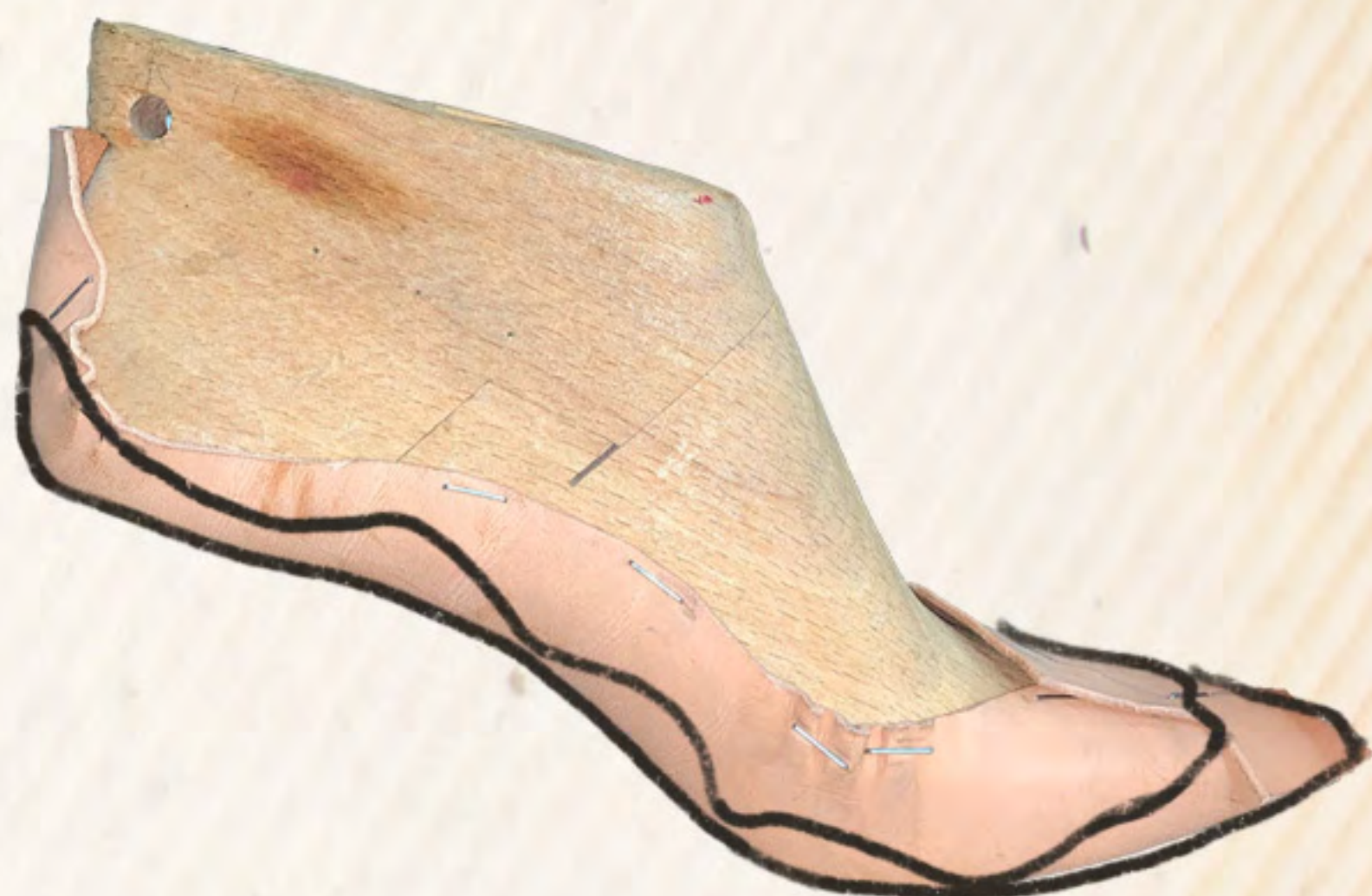
cubism

too square

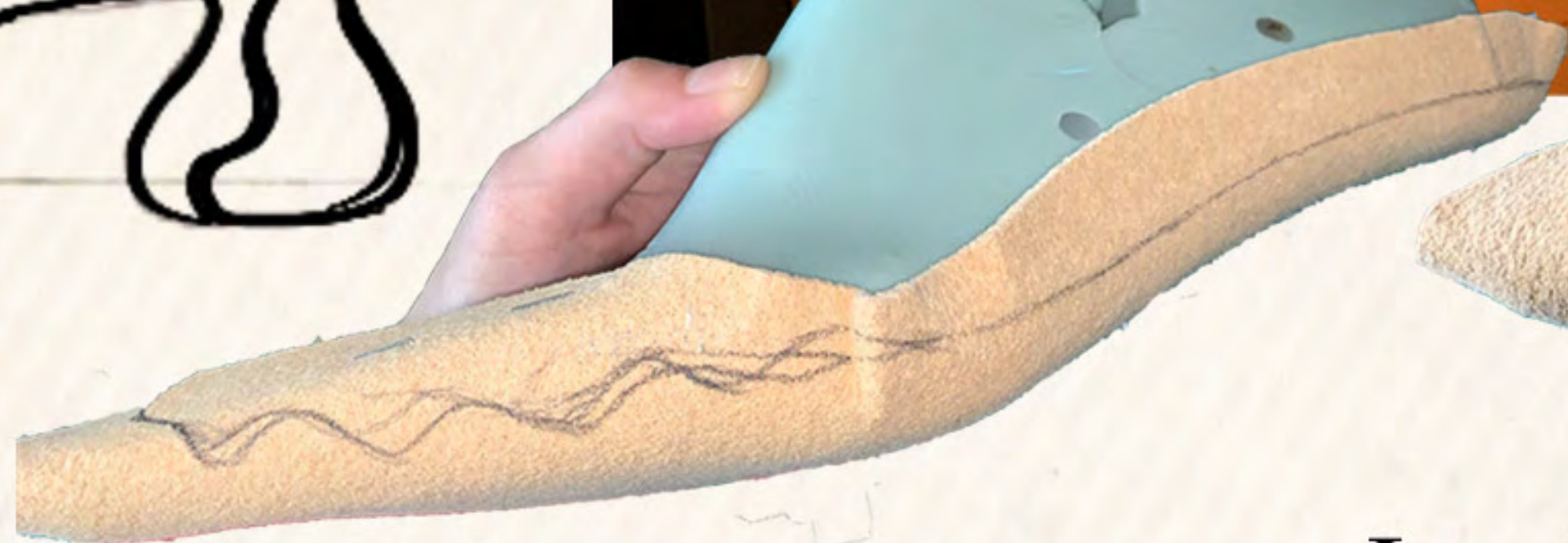
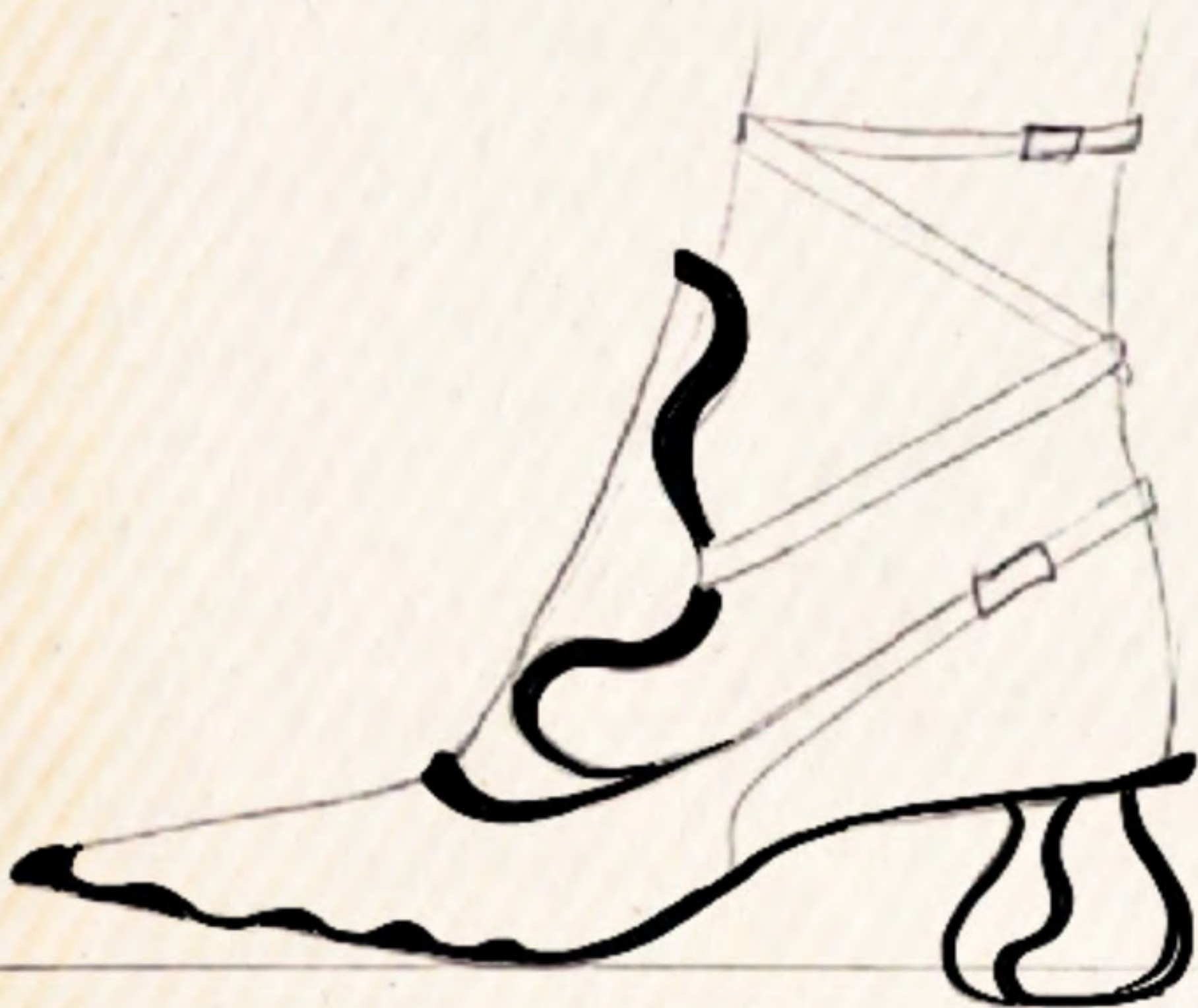
Strappy heel and mule
3D experiments

Veg tanned
leather


Soak in water,
then moulded with
staples and let it dry




Trying to make a sole that can come up the sides
to protect a delicate material like organza



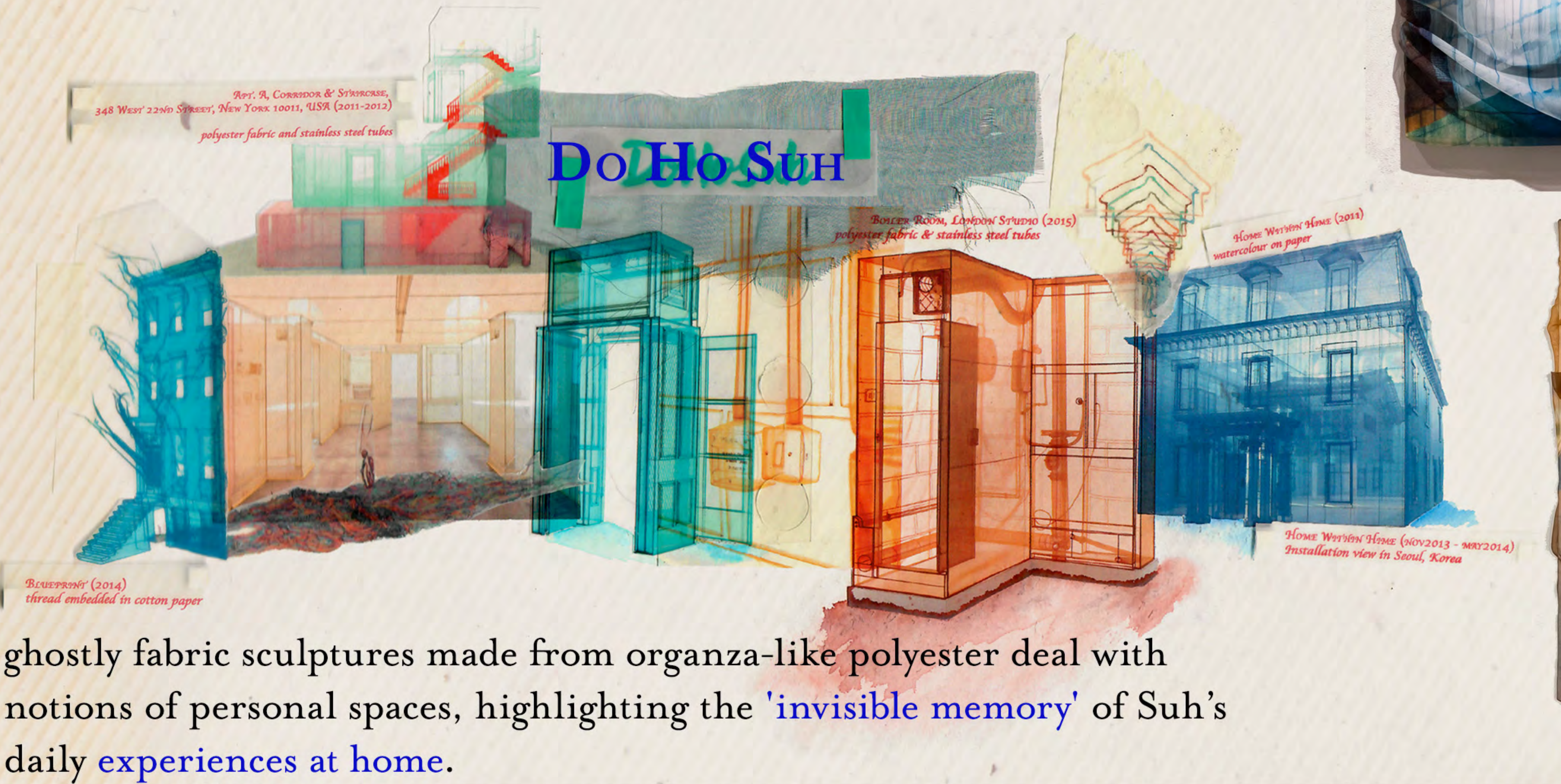
Insole board



Jo's way of visualising fragility through photography and making them tangible is something I want to use as one of the outcomes of my Phenomenological Perspective of Nostalgia



Artists working with translucency



ghostly fabric sculptures made from organza-like polyester deal with notions of personal spaces, highlighting the 'invisible memory' of Suh's daily experiences at home.

“Without these mundane spaces that nobody really pays attention to, these grey areas, one cannot get from point a to point b.”

Exposure (2022)



SUJUNG JO

Vivian 2 (2022)



illusion of three-dimensionality using layered organza enables a topographical perspective of Jo's fragility and vulnerability as a human.



Vivian 3 (2022)





YeongSoo Lee (2022)

A collaboration with Cherry Lim

An alumni of LCF's 3D Effects & Performance, she created beautiful prints for her final year collection and I thought she would be perfect for creating prints for my collection using my film images of my dwellings.





Prints Variation Development



PRINT 2



PRINT 3



layers of petals of memories




changeable prints



pieces of memories

Organza Print Design Development



organza covered leather

painted organza in neon casted heel




double (illusion) panels



more volume structure



painted organza over leather



Translucency


organic shapes of layered organza



Layers



organza trim with leather



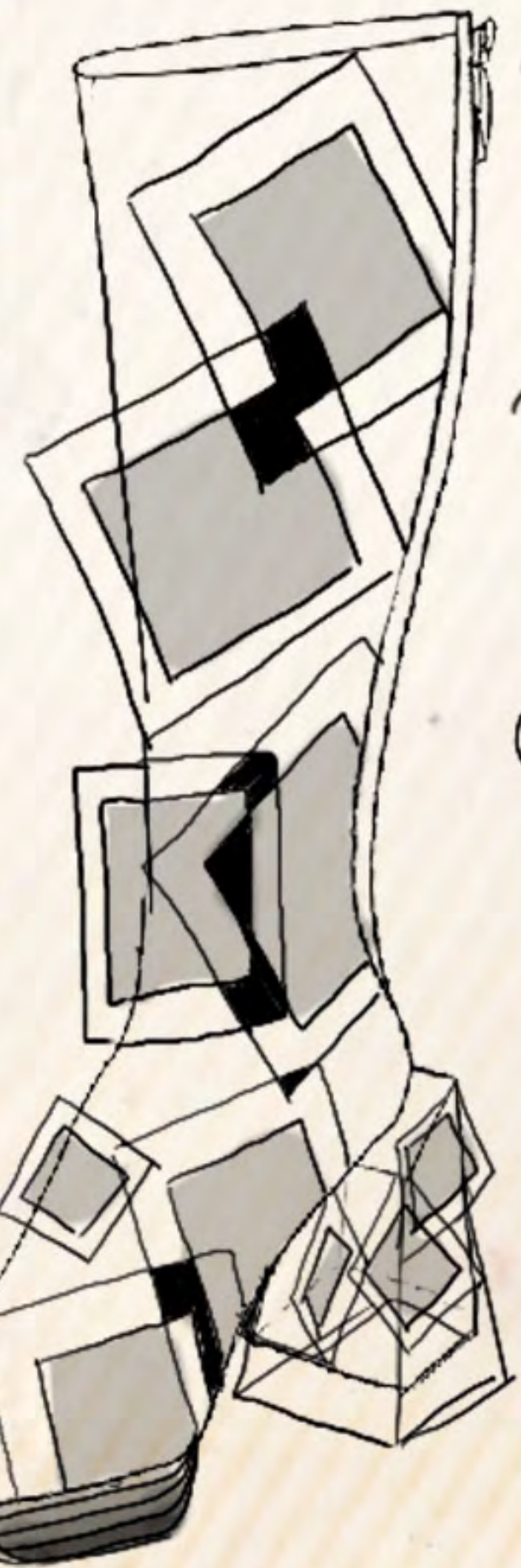

painted organza pieces overlay

Boning to hold organza



organza pieces of room features for embroidery

3D printed



frames cubism



Organza Print Design Experimentation



Chose to use
this print for
a 2nd colourway
for the scarf




The steel prints look
really good against silver

Single layer vs double layer

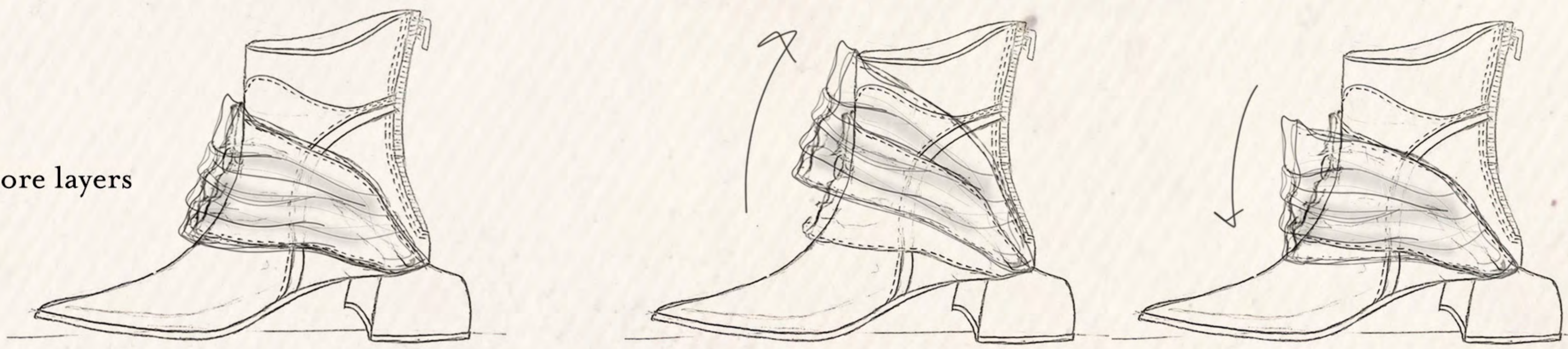
No flash vs with flash

Single layer vs double layer

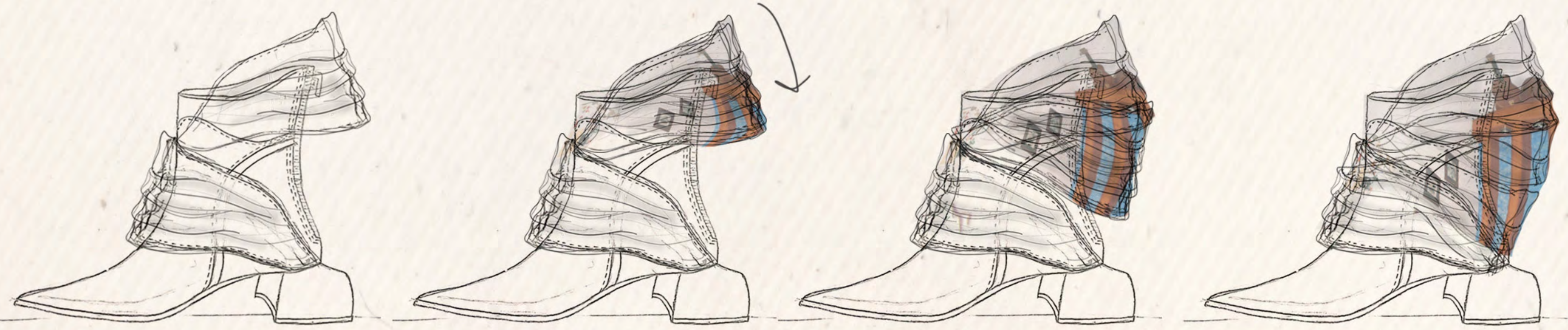


Organza Print Design Development


more volume, more layers



flowy mechanism: flickering memories



sculptural: extending printed layers



textile manipulation



Scarf Development

Too stiff as
a scarf

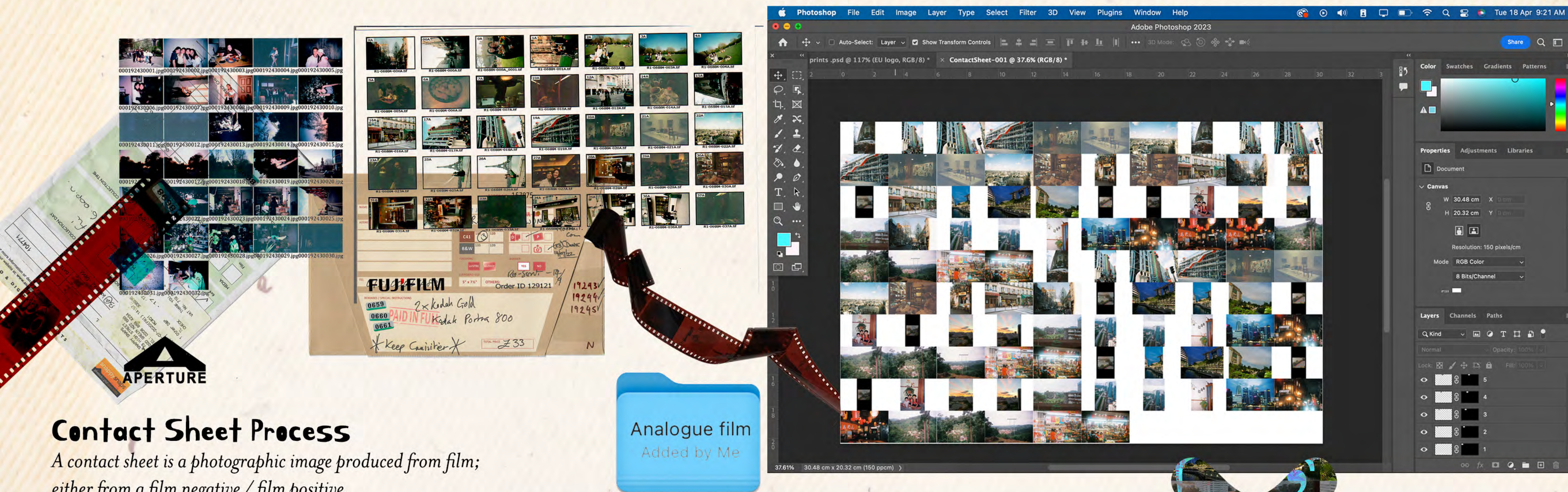
Perfect in
between

Not translucent
enough

ORGANZA
40 gsm

CHIFFON
40 gsm

SILK
GEORGETTE
50 gsm





Contact Sheet Process

A contact sheet is a photographic image produced from film; either from a film negative / film positive.


This is what I would usually get when I have my used film developed. I really liked the idea of being able to see thumbnails of my images in the developed roll all in one space, so using this process and experimenting with different images and arrangements to see which comes up with the best print pattern and colour.

I have given Cherry a file of **carefully selected Analogue film pictures**, and she made the contact sheets using Photoshop, giving me 3 prints to work with.

Selection is made from all albums of **my film picture collection**, choosing only the ones that **evoked the nostalgic emotions** and the ones that **make me really happy of the outcome** upon developing.



Contact sheet 1



Contact sheet 2



Contact sheet 3

CONTACT SHEET 3 PRINT VARIATIONS

blending mode variations

all on 50% zoom



Vari 1
mode: difference
logo: turq



Vari 2
mode: subtract
logo: turq



Vari 3
mode: difference + subtract
logo: turq



Vari 4
mode: difference
logo: my blue



Vari 5
mode: subtract
logo: my blue



Vari 6
mode: subtract
logo: royal blue

sizing variations



Vari 1
pic: 10% zoom out
logo: med



Vari 2
pic: 25% zoom out
logo: med



Vari 3
pic: 25% zoom out
logo: small



Vari 4
pic: 40% zoom out
logo: big



Vari 5
pic: 40% zoom out
logo: big



Vari 6
pic: 50% zoom out
logo: big




FINAL print 100% opacity



CHOSEN FINAL PRINT

To be sent for lenticular printing

40cm



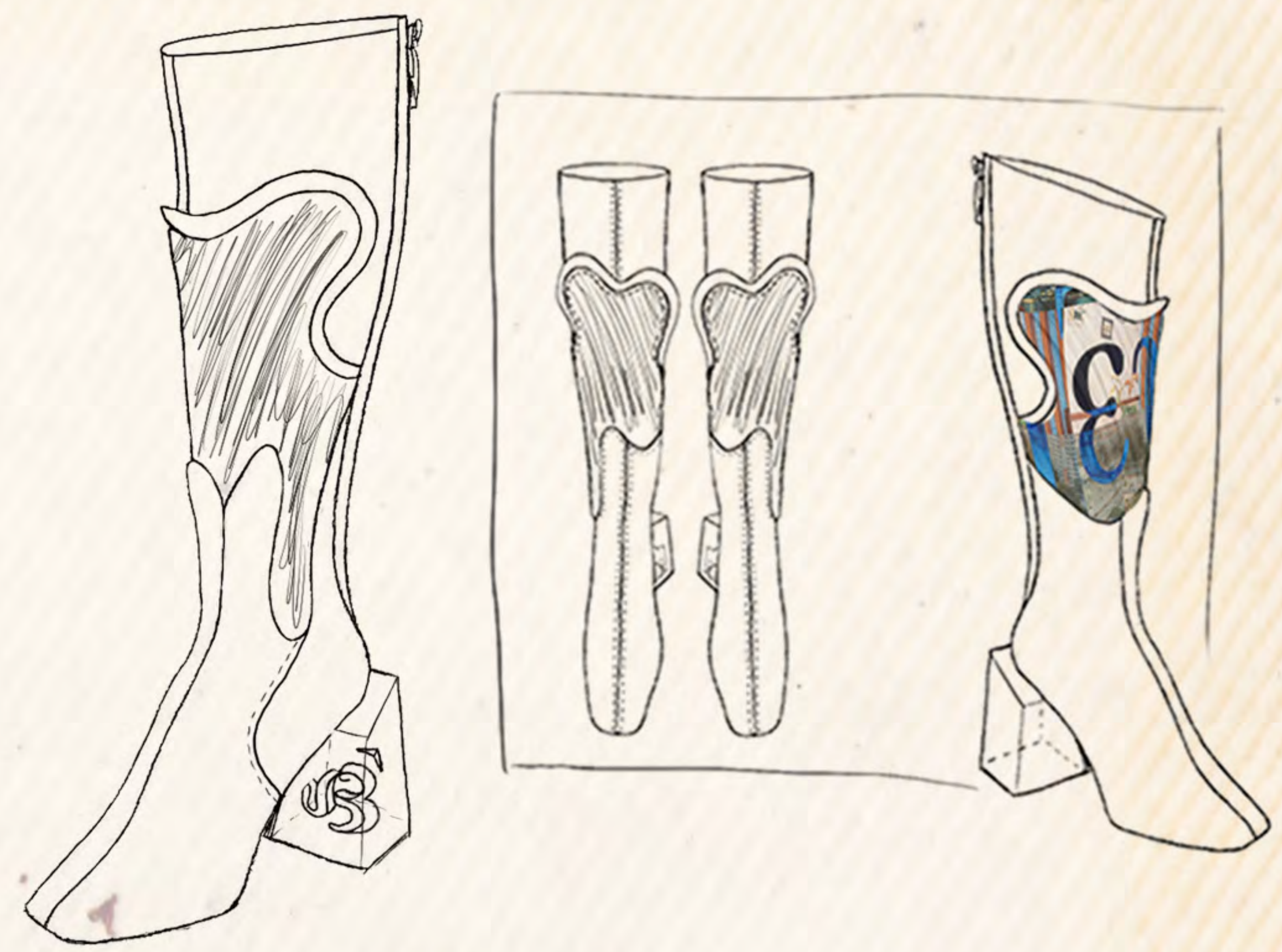
80% opacity with Logo

100% opacity without logo

40cm

Lenticular Design Development

Deadstock (white/black)
Upper calf leather
Bagged Seam
Metal Gold custom logo zip pull
Paw Seam
Concealed zip
Folded
Folded
(personal prints) Lenticular printed fabric / soft plastic
Leather sole (beige)
Clear Resin Casted hologram heel (



material blocking

leather + organza

Lenticular films



Printed the print for lenticular material on tracing paper to play around with design idea

SKETCHBOOK Image References Page by page

1. Cover Page:

- Victoria & Albert Museum Architecture Archival, taken on iPhone by Rachelle Wong in 2022

2. Mindmap:

- Brainstorm ideas by Rachelle Wong

3. Flowchart:

- Sketchbook idea flow by Rachelle Wong

4. Concept Board:

- Rachelle Wong's film photos

5. Colour Board:

- Images from Freepik: <https://www.freepik.com/>

6. Phenomenology Concept:

- Scanned images from a book on architecture glass art by Andrew Moor
- Interior drawings taken from Le Corbusier - Architect of a New Age

7. Perception of Space:

- Rachelle Wong's images of my home
- Scanned Photocollage image by David Hockney taken from A Retrospective Book

8. Forgotten Spaces:

- Rachel Whiteread exhibition images from <https://gagosian.com/artists/rachel-whiteread/> & <https://www.luhringaugustine.com/artists/rachel-whiteread#tab:thumbnails>

9. My Films:

- A collection collage of Rachelle Wong's favourite film images

10-12. Inspiration Boards:

- [1] - [2] Film images of Centre Pompidou side exteriors in 2021 by Rachelle Wong
- [3] Top view of Centre Pompidou from <https://arquitecturaviva.com/articles/irreverent-icon>
- [4] Logo of the Centre Pompidou, Designed by Jean Widmer. Available at: <https://www.centrepompidou.fr/en/collection/our-building#4001>
- [5] Series of photos of Heydar Aliyev Centre in 2022, taken on iPhone by Rachelle Wong

[6] Heydar Aliyev Centre exterior top view from <https://helvar.com/case-studies/culture/heydar-aliyev-centre/>

[7] Series of photos of 2 Willow Road Erno Goldfinger's Home in 2023, taken on iPhone by Rachelle Wong

[8] 2 Willow Road Erno Goldfinger's Home exterior view from <https://www.houseandgarden.co.uk/article/erno-goldfinger-willow-road-hampstead>

13. Modernism:

- Images of buildings are from <https://www.architecturaldigest.com/story/modern-architecture-IOI>
- Eames House interior and sketch from <https://www.vitra.com/en-gb/magazine/details/a-habitat-for-work-and-play>
- Glass curtain image found on <https://rosellosolar.com/en/categoria-producto/glass-curtains/>

14. Post-Modernism:

- Images of buildings are from <https://www.architecturaldigest.com/story/postmodern-architecture-IOI>

15. Parametricism:

- Images of buildings are from <https://parametric-architecture.com/parametricism-and-patrik-schumacher/#:~:text=What%20is%20Parametricism%3F,-%C2%A9Iwan%20Baan&text=Parametricism%20is%20a%20style%20of,parametrically%20variable%20and%20mutually%20adaptive>

16. 1960s Style Inspiration:

- 1960s Icons and fashion styles from <https://silverscreenmodes.com/60s-a-go-go/>
- Mary Quant image from <https://www.bbc.co.uk/news/in-pictures-65265873>
- Space Age fashion images from <https://medium.com/@adititalreja/space-age-era-of-1960s-d673b2ed6333>

17 & 18. 1960s Silhouette & Last Shape Inspiration:

- Images from Northampton Shoe Museum in 2022, taken on iPhone by Rachelle Wong
- A series of 1960s shoe styles images from <https://vintagedancer.com/1960s/1960s-shoes-8-popular-shoe-styles/> & <https://www.satara.com/bulletin/article.php?id=2112>

19-22. Colours of Architecture:

- Scans from a book on architecture glass art by Andrew Moor
- Design collage from the scanned images

23 & 24. V&A Research & Glass Blowing Development:

- Victoria & Albert Museum Glass Art section, images taken on iPhone by Rachelle Wong in 2022
- Victoria & Albert Museum Archival Boxes (Architecture & Computer Art), images taken on iPhone by Rachelle Wong in 2022
- Design collage from images taken and development done by Rachelle

25. Material Research:

- Material swatch images taken from CSM & LCF library & NONA Source in Kings Cross by Rachelle Wong

26. Film Chemicals Experiment:

- Results of experiment and list of chemicals used in film done by Rachelle

27. David Hockney Paintings:

- [1] - [3] David Hockney printed paintings, taken on iPhone from Rachelle's Singapore Home in 2023 by Rachelle Wong
- [4] - [7] Scanned images of David Hockney original colour paintings from a catalogue of an exhibition, David Hockney: A Retrospective. Also can be found on <https://www.thedavidhockneyfoundation.org/>

28. David Hockney Photocollages:

- Scanned images of photocollage artwork taken from David Hockney - A Retrospective book
- Bottom row photos taken from David Hockney: Bigger and Closer exhibition in London, by Rachelle 2023

29. My UK Room Photocollage 1:

- Photocollage of Rachelle Wong's UK room and drawings, taken on iPhone by Rachelle Wong in 2023
- Isometric rooms design found on <https://www.behance.net/gallery/97626283/Isometric-Bedroom> & <https://medium.com/@designssss/what-are-3d-isometric-rooms-and-how-are-they-beneficial-fc2e225ec04b>

30. My UK Room Photocollage 2:

- Photocollage of Rachelle Wong's UK room and drawings, taken on iPhone by Rachelle Wong in 2023

31. 3D Room Model Design Idea:

- Screenshot of my Rhino lesson with Reiss
- Image of Nike shoe with 3D flowers found on Instagram @susanfangofficial

32. Sole Idea Experimentation:

- Experimentation on making a sole that protects organza upper

33. Organza Artists Inspiration:

- Mixed media collage of Do Ho Suh work done by Rachelle Wong 2019 for foundation year
- Images of exhibition work from <https://suboartmagazine.com/2023/05/08/rising-stars-sujung-jo/>

34. Kaleidoscope Print

- Rachelle Wong's favourite film image
- Collaboration with Cherry Lim, 3 prints done by her 2023, variations done by Rachelle

35-37. Organza Print Design Development and Experimentation

- 3D experimentation of printed organza fabric on shoes & design developments done by Rachelle

38. Scarf Development::

- Sheer organza, chiffon and georgette material found on <https://www.contrado.co.uk/sheer-fabric>
- Scarf development using Contrado's online design tool found on <https://www.contrado.co.uk/custom-printed-scarves>

39 & 40. Contact Sheet Print Inspiration:

- Collaboration with Cherry Lim, contact sheet process & 3 prints done by her 2023, variations done by Rachelle

41. Lenticular Design Development:

- Design development & 3D experimentation for boots from the prints done by Rachelle