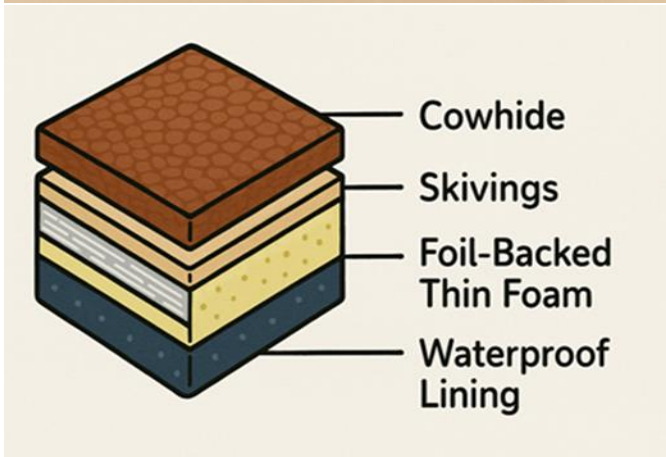
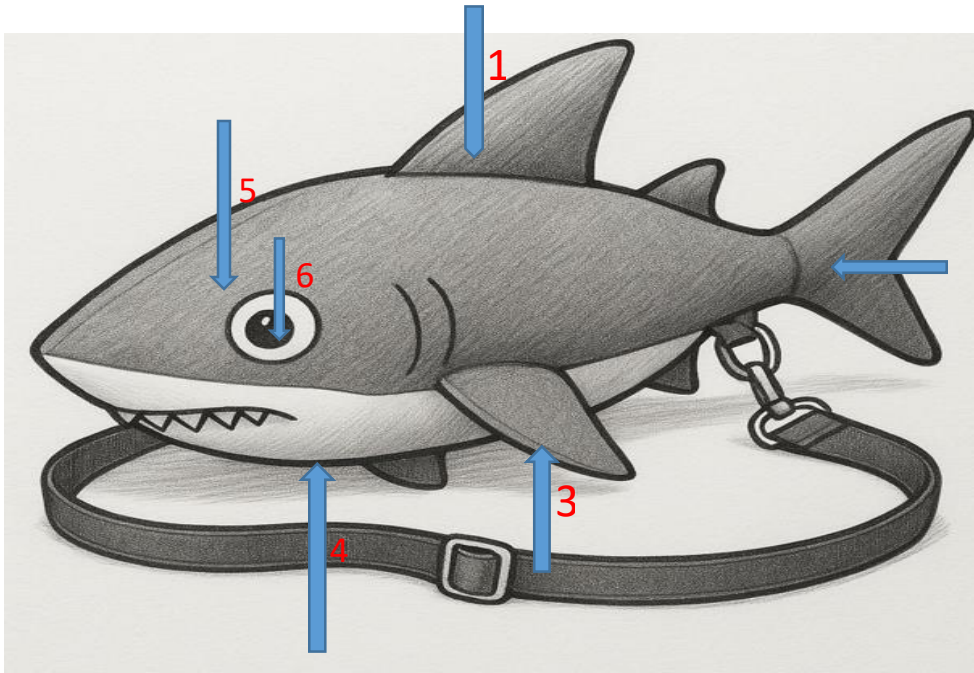


1.Pectoral fin, 2.Tail 3.Dorsal fin 4.Belly 5.Body 6.ey



1.Pectoral fin, 2.Tail 3.Dorsal fin 4.Belly 5.Body 6.eye



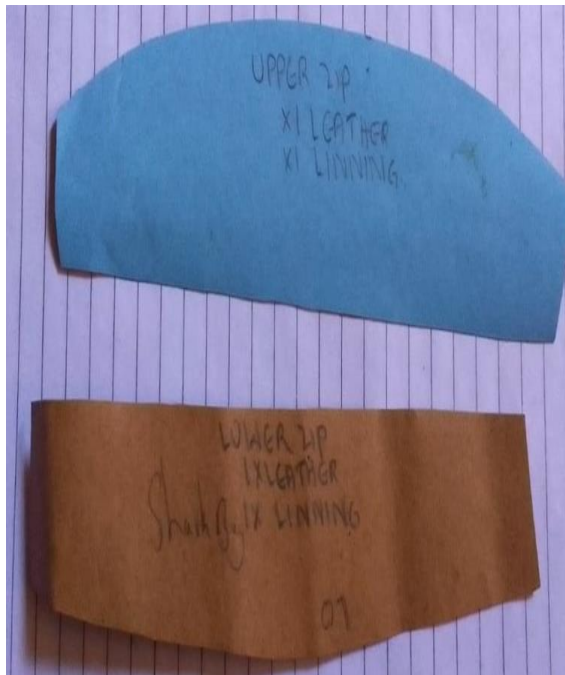
The idea for my project — the Baby Shark Bag — came to me during the rainy season. I noticed that many school children were carrying food from home, but by lunchtime, the food had turned cold. This isn't just inconvenient — cold food can actually affect their health.

That's when I thought: what if I could create a fun, child-friendly insulated bag that keeps food warm and safe? I designed the Baby Shark Bag using a combination of skives for structure and insulated foil lining on the inside. This keeps food warm for hours, reducing the risk of illness and ensuring kids enjoy their meals. I also added a cleverly concealed umbrella holder — perfect for the rainy season — so little ones are always prepared, rain or shine.



To reflect our African identity, I added a touch of traditional hand-beaded design to the bag. It's more than just functional — it tells a story of who we are, celebrating craftsmanship and heritage in every stitch.

The Baby Shark Bag is a fusion of creativity, culture, and care. I hope my design brings comfort, joy, and a sense of pride to the children who carry it.

1.Pectoral fin, 2.Tail 3.Dorsal fin 4.Belly 5.Body 6.ey



1.Pectoral fin, 2.Tail 3.Dorsal fin 4.Belly 5.Body 6.eyeye



1.Pectoral fin, 2.Tail 3.Dorsal fin 4.Belly 5.Body 6.ey

