



ARI

— A CASE for GRIT —

WINNIE M. KALOKI

RLSD AFRICA TALENT LEATHER DESIGN

SHOWCASE 2026 | ACCESSORIES

The inspiration for this project is drawn from the understanding that as a creative we need more than just talent to be successful. There is a non-cognitive trait that separates the ones who make it and the ones who give up mid pursuit. And that trait is.....GRIT. Grit is the steel backbone that supports the creative, keeping them steady as they maintain effort and interest in the creative journey despite failure, adversity or plateaus. It breeds passion and perseverance for long term goals.

To embody this trait the accessory project is aptly named ARI, a Swahili word referring to a strong urge, eagerness, enthusiasm, zeal, or initiative to achieve a goal without defeat. It implies high motivation, effort, or a "can-do spirit. And this is the spirit of Grit!

Now, imagine having a single bag that can change its look at the press of a button... literally. A bag that has interchangeable parts making it carry different looks but with minimal structure changes. And just like a creative who's constantly pivoting, the bag shifts and adapts while remaining true to form and as we know form always follows function.

The idea is to have a modular bag concept- easy to put together and take apart without a fuss and also to replicate for production. This will be executed by having press buttons joining the bag and handle together. These press buttons will be placed at the bottom of the bag and the side panels (where the handle rests) and similarly on the handles and base where they will align with the bag and snap into place forming a cohesive structure. By simply switching up handles or maintaining the handles and switching the bag, multiple looks can be achieved.

The choice of material and its placement is also deliberate. Using cow hide leather and off-cut wood speaks to the longevity this bag will carry. Both materials are sustainable and reuse material that would otherwise be thrown out. The use of leather symbolizes the pliability and flexibility one needs to have as a creative; which is - constantly pivoting as we come into new ideas, skills, market demands etc. Additionally, the use of the fingerprint as the pattern is intentional as it speaks of the need to keep true to ones self while developing a signature look that's uniquely you. The use of laser engraving to make the pattern tactile is a nod to embracing technology to express creativity . As for the wood, although used in a small scale in comparison to the whole bag, it has a great visual and structural impact.

The ARI bag concept utilizes skills and experience that I have acquired to create a statement product that will stand out for its creativity , usefulness and will stand the test of time.

Mood Board

the journey

WHAT HAS BEEN...

- . Beadwork
 - . Printed Graphics
 - . Gift products
 - . Laser engraving
-all existing as solo skills



...THE BECOMING-

a beautiful blend of all skills acquired and sustainable raw materials to create masterpieces.



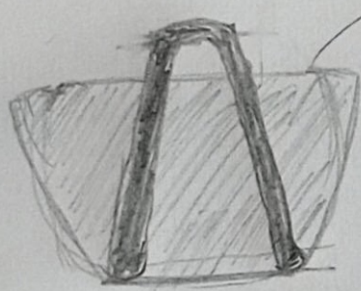
Re-calibrate. Re-align. Re-direct.



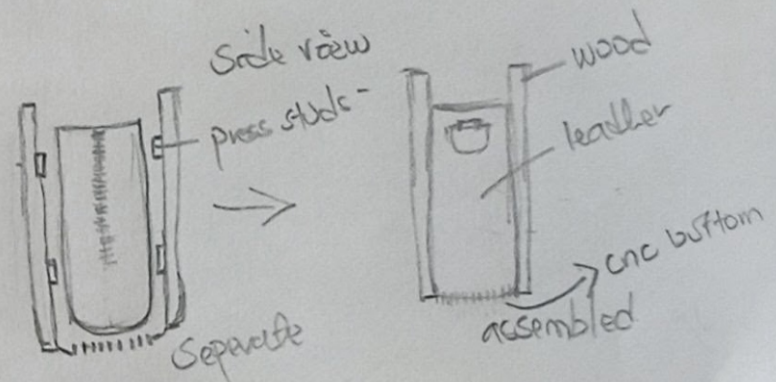
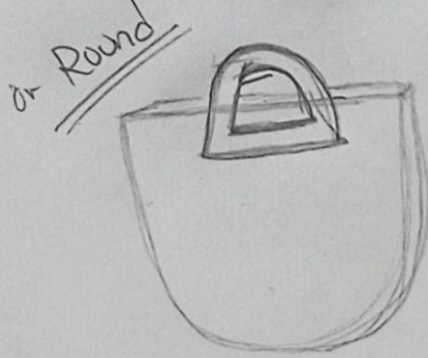
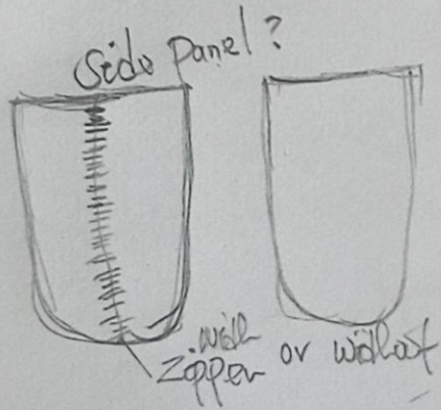


Sketches

- Concept
- B&D
 - ModStar
 - Recycled/eco-friendly

* Use the fingerprint grooves as pattern - DNA / identify



Basic look
Soft form?
Hard look?

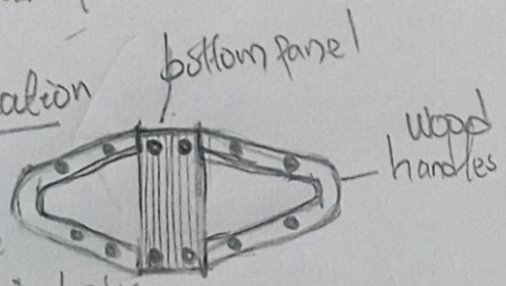


Many looks one bag!
interchange handles
and leather bag

- Handle options
- wood
 - leather strap with beadwork

ModStar Application


Have the basic panel be as one and have the main body interchangeable.



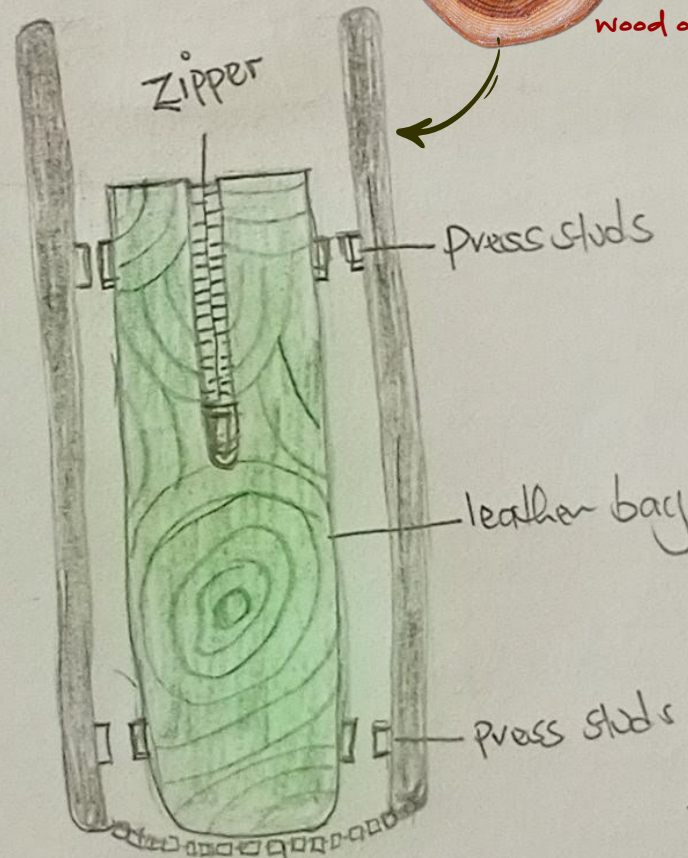
Progression => translate the look to diff products.

- Clutch bag
- Handbag
- Tote bag
- travel bag

use my fingerprint impression
to create laser pattern
for the tote bag.




Wood off-cuts will be used



CNC
BOTTOM Not sure
yet. May not be
necessary

*Additional handle



Final thoughts

the design hits the desired intention.

- . It will be long wearing, -leather and wood
- . Can be used to achieve multiple use due to interchangeable parts
- . Bold and beautiful
- . Embodies the spirit of "nothing is wasted"-

Technical Flats

MATERIALS AND DIMENSIONS:

MAIN MATERIAL: Cow hide leather-laser engraved

LINING: Black silken

HANDLES: Wood polished and laser engraved

HARDWARE: Press studs, D-ring

DIMENSIONS: 37cm*30cm*15cm

COLOR: Green /Brown

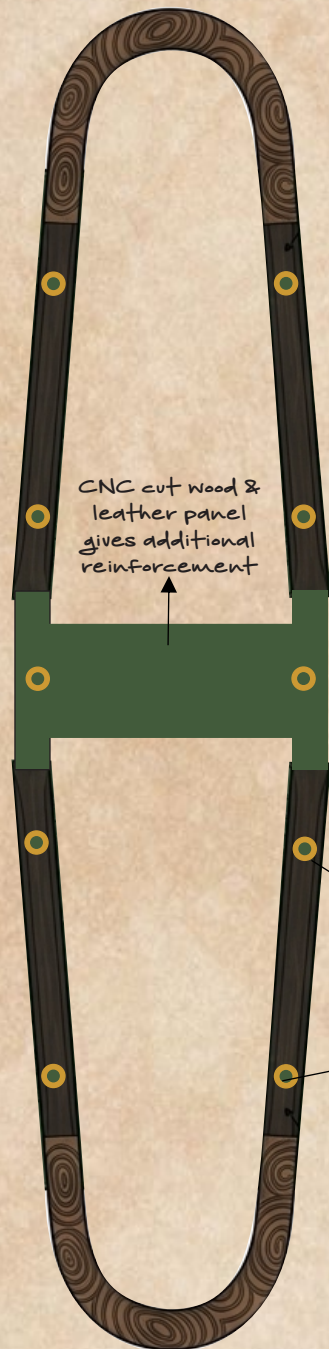


Tote Overview

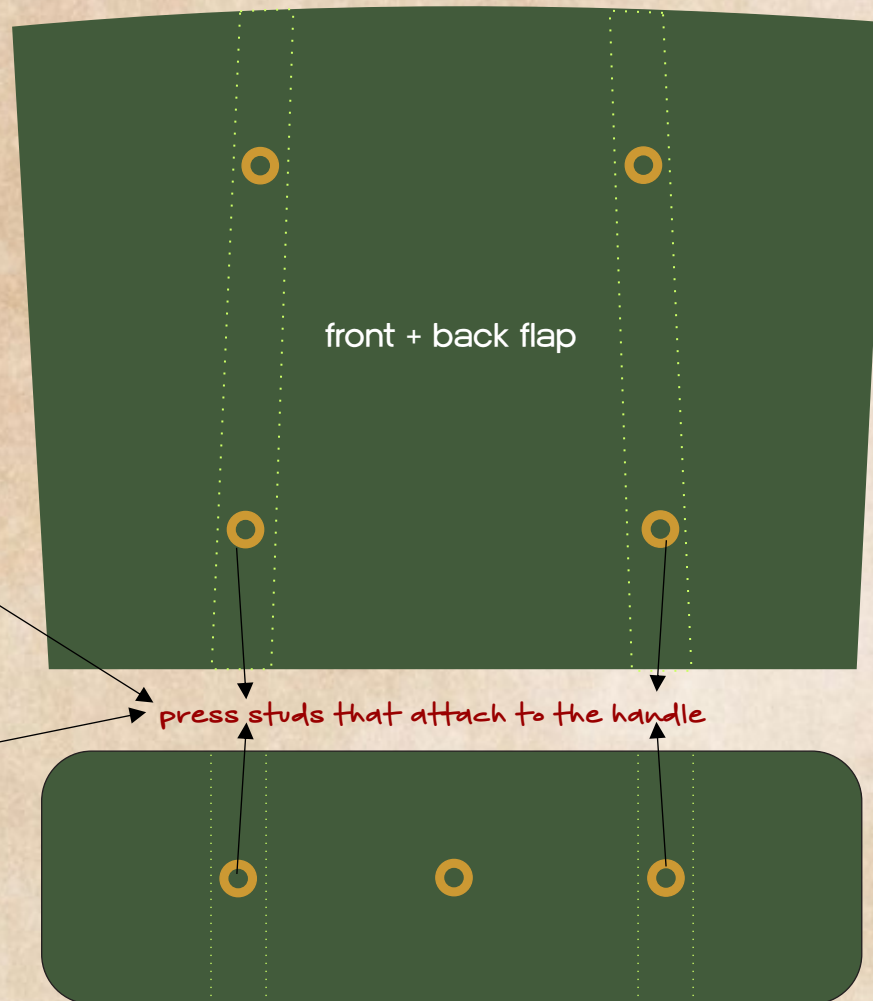


Pattern Flats

Handles, Front, Back and Bottom Panel
Showing Press Studs Placement




CNC cut wood &
leather panel
gives additional
reinforcement



front + back flap

press studs that attach to the handle

bottom panel showing press studs placement



side panel tapers
slightly towards the bottom

1. OUTER PART 1 (handle & bottom)

- . Cow hide Leather
- . Composite Wood- with CNC cutting
- . Offcut wood- polished and varnished for handles

2. OUTER PART 2 (bag)

- . Cowhide Leather

3. INNER PART

- . Lining

4. HARDWARE

- . Press studs- on the bottom panel, handles, leather bag
- . Zippers
- . Buckle
- . Fasteners
- . Rings and latch

5. ADDITIONAL ITEMS

- . Glue
- . Threads
- . Beads

With the sketches (page 4 & 5) I created prompts to create AI artistic impressions of the ARI tote bag .



same pattern inspo'
. different pattern size
. different color options



- same pattern
- interchangeable hardware option

possible product

progression

- . Handbag
- . Clutch bag
- . Tote bag
- . Cross-body bag



—ARI MUSE—

Tenacious. Passionate.