

# REMADE MEMORIES

Sujiphon khamkao 1670802469

# REMADE MEMORIES




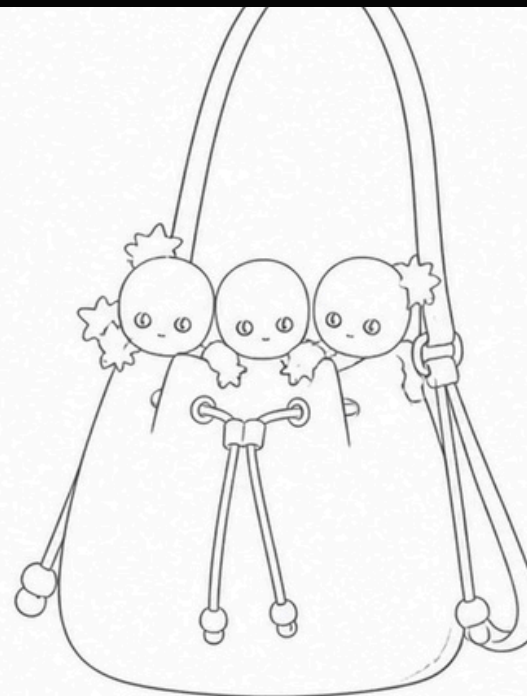

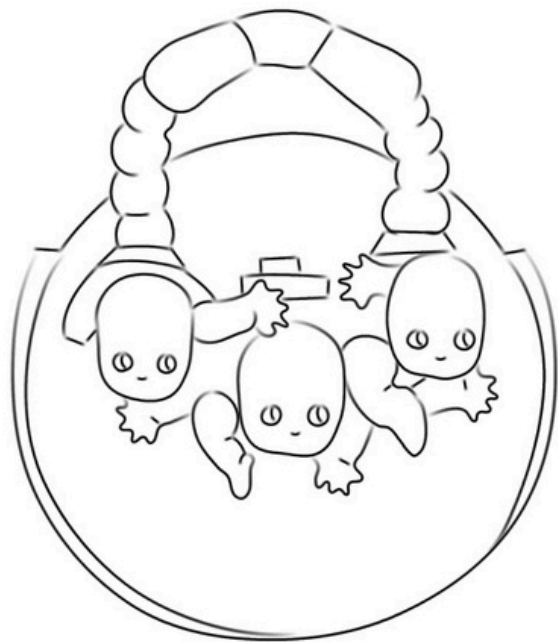



## Concept

This bag is inspired by childhood dolls that once represented love, attachment, and precious memories. Over time, through play and use, parts of the dolls became detached, broken, lost, and could no longer be reassembled into their original form. This concept reinterprets those imperfect fragments through reconstruction and reconnection in a new way, transforming them into a bag that reflects memories and personal growth. Although the original form can never truly return, those remaining fragments still hold value and can become beautiful again in a new form.

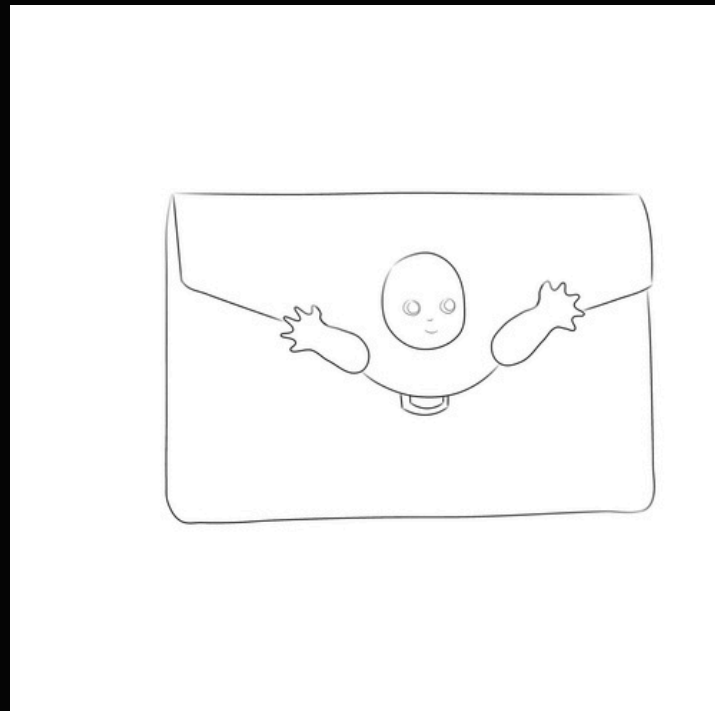

## Inspiration

The inspiration comes from doll parts that were worn through use, detached from one another, and could no longer be reassembled back to their original positions.

# SKETCH DESIGN



# SKETCH DESIGN



# FINAL SKETCH



# MOCK-UP



# MATERIAL



LEATHER



FABRIC



3D



BLACK  
SPRAY  
PAINT



EYELETS



GOLD  
LEAF

# TECHNIQUE



3D PRINTING



# PROCESS



- Cut the leather and fabric according to the pattern.
- Glue the fabric onto the leather.
- Sew and assemble the bag structure.
- Shape the foil to create the bag handle form.
- Cover the foil with clay.



- Sculpt the clay into doll-part shapes.
- Let the clay dry completely.
- Spray paint both front and back in black for 3 coats.
- Punch 4 eyelets and attach metal rings.
- Attach the dried sculpted pieces onto the bag.

# FINAL PRODUCT



THANK

YOU.